

GREAT CENTRAL RAILWAY

TABLE SHEWING WEIGHTS & BASES OF 1 IN 8 CROSSING CHAIRS.		
N ^o	BASE	LBS.
1	30 x 8	141
2	26 x 8	120
3	22 x 8	100
4	25 x 11	163
5	25 x 8	135
6	24 x 8	107
7	28 x 8	121

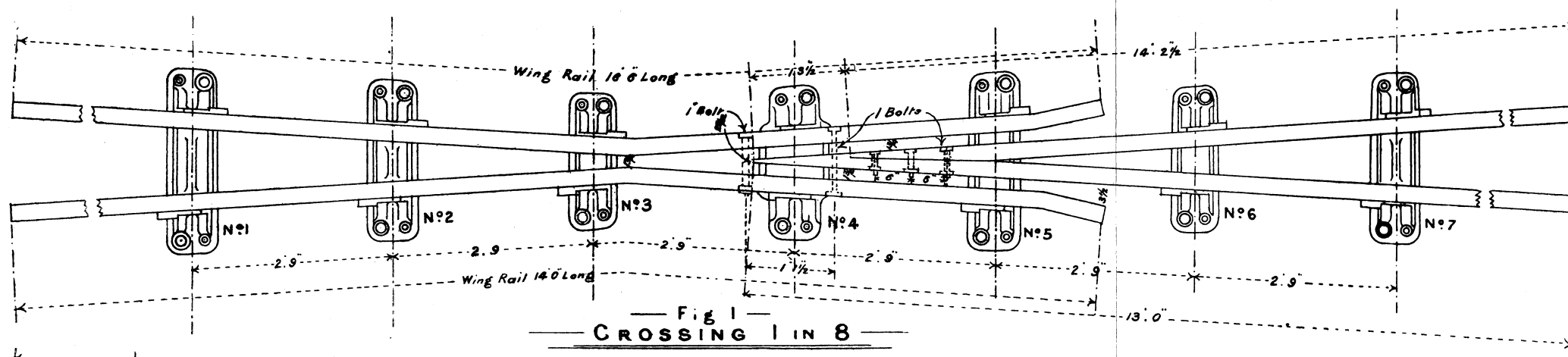

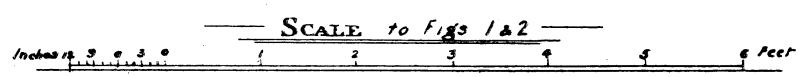
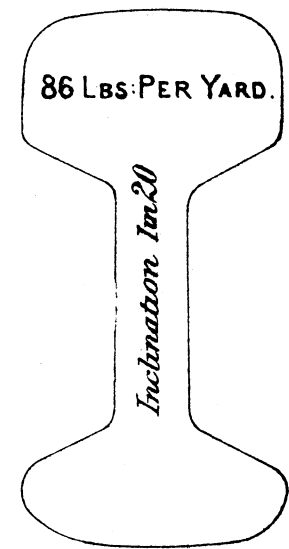
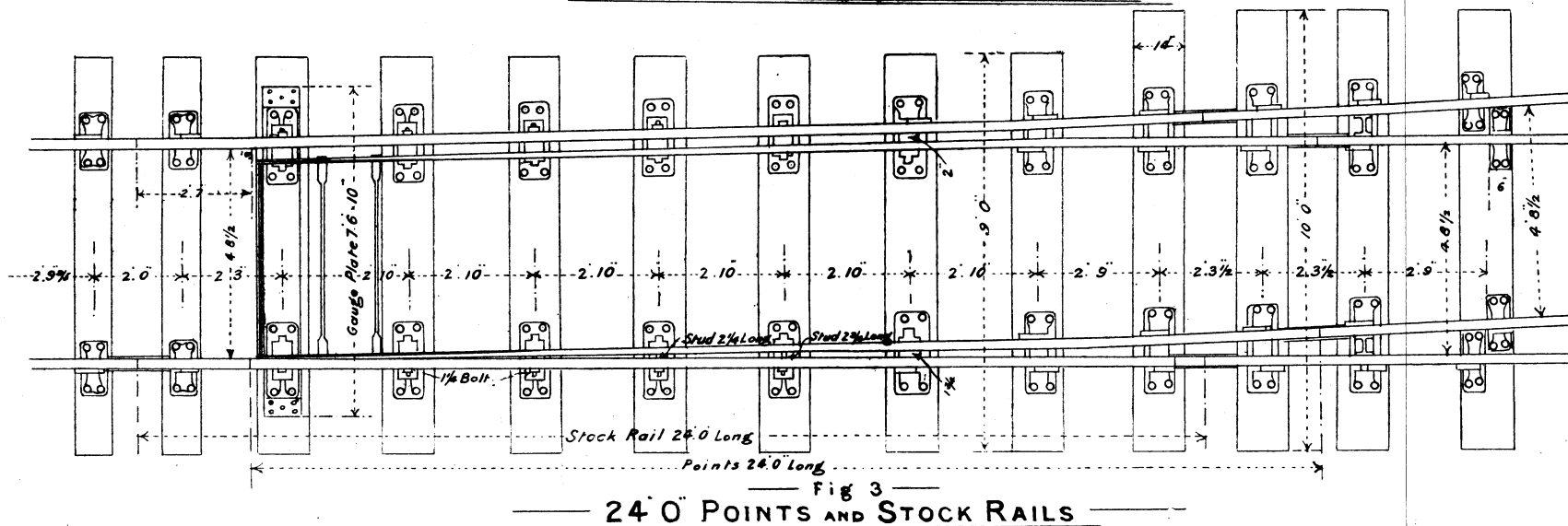
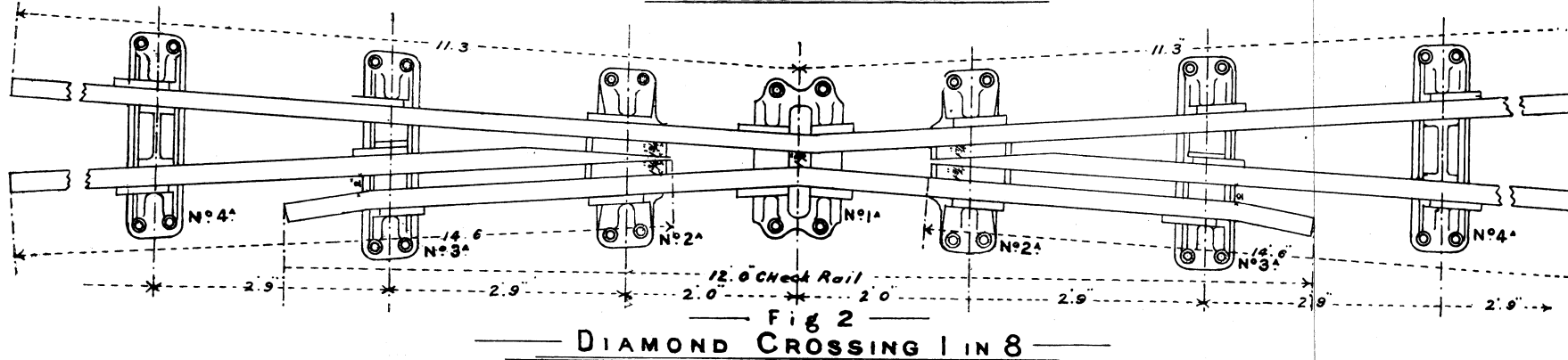


TABLE SHEWING WEIGHTS & BASES OF 1 IN 8 DIAMOND CROSSING CHAIRS		
N ^o	BASE	LBS.
1 ^a	20 1/2 x 12	149
2 ^a	25 x 11	156
3 ^a	29 x 8	132
4 ^a	28 1/2 x 8	130



Explication des termes anglais : Table shewing Weights and Bases of 1 in 8 Crossing Chairs = Poids et dimensions de la base des coussinets de croisement. — Table shewing Weights and Bases of 1 in 8 Diamond Crossing Chairs = Poids et dimensions de la base des coussinets de traversée. — Wing Rail = Contre-rail. — Bolt = Boulon. — Crossing 1 in 8 = Croisement de 1 : 8. — Diamond Crossing 1 in 8 = Traversée de 1 : 8. — Gauge Plate = Plaque d'écartement. — Stud = Goujon. — 24'0 Points and Stock Rails = Aiguille de 7.315 mètres et rail contre-aiguille. — Inclination = Dévers de 7.315 mètres et rail contre-aiguille. — Check rail = Contre-rail.