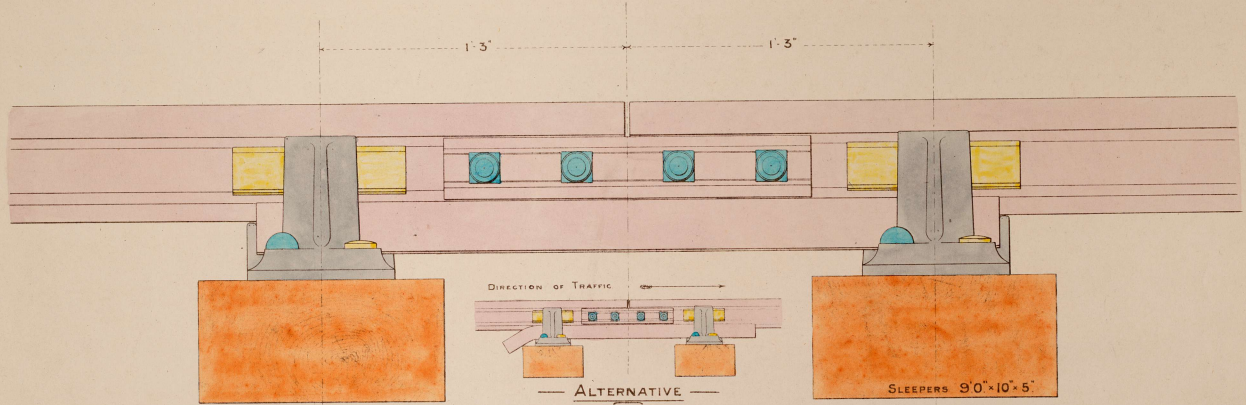
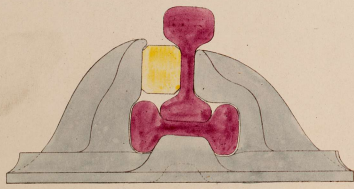


— NORTH EASTERN RAILWAY. —
— EXPERIMENTAL SUPPORTED RAIL JOINT —

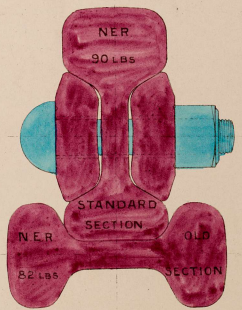
— SCALE: 1/4 FULL SIZE. —



— Special Chair weighs 60 lbs —
— Chair Fastenings also Fish-plates & Bolts —
— are NE Standard. —

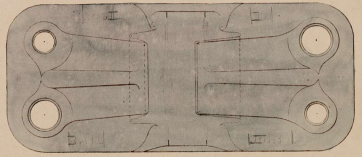


— ELEVATION OF SPECIAL CHAIR. —



— SECTION AT JOINT. —

— SCALE: 1/2 FULL SIZE. —



— PLAN OF SPECIAL CHAIR. —

NORTH EASTERN RAILWAY
REFERENCE NO
572 254
2
24 MAR 1905
ENGINEER'S OFFICE, YORK