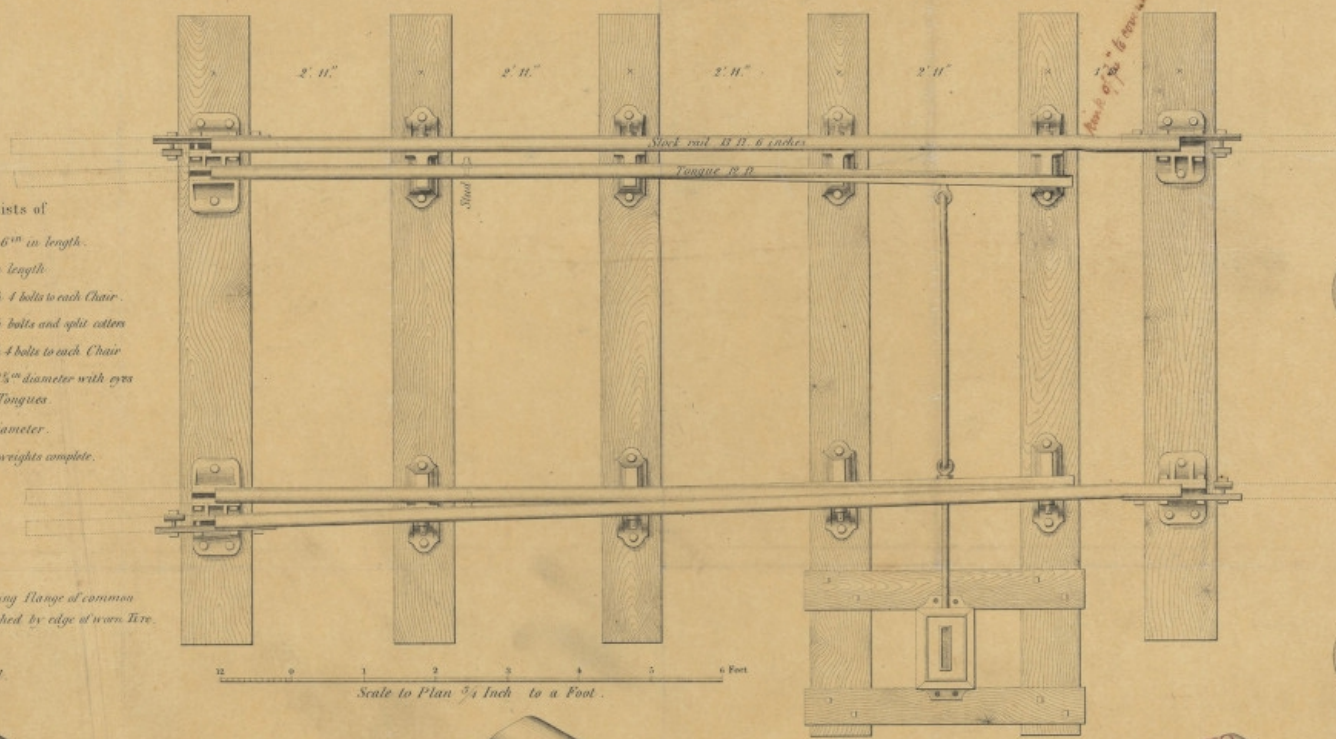



CARR'S PATENT SWITCH

red June 1860



Angle of 1/2" to 1/4" in the upper part of lever rod


- The Set consists of
- N° 2 Stock Rails 13 ft. 6" in length.
 - N° 2 Tongues 12 ft. in length.
 - N° 2 Heel Chairs with 4 bolts to each Chair.
 - N° 3 Slide Chairs with bolts and split cotter
 - N° 2 Joint Chairs with 4 bolts to each Chair
- Connecting rod 1 1/2" diameter with eyes tapped into the Tongues.
- Lever rod 1 1/2" diameter.
- Lever, box, and weights complete.



Overhanging flange of common rail crushed by edge of worn tire.

Stock rail.


Tongue rail.



90 lbs per Yard

SECTION OF RAIL, FULL SIZE AS ROLLED for the Great Western Railway.

TO BE RETURNED TO
ENGINEER'S PLAN OFFICE
G.W.R. PADDINGTON



1, Victoria Street Westminster Abbey.