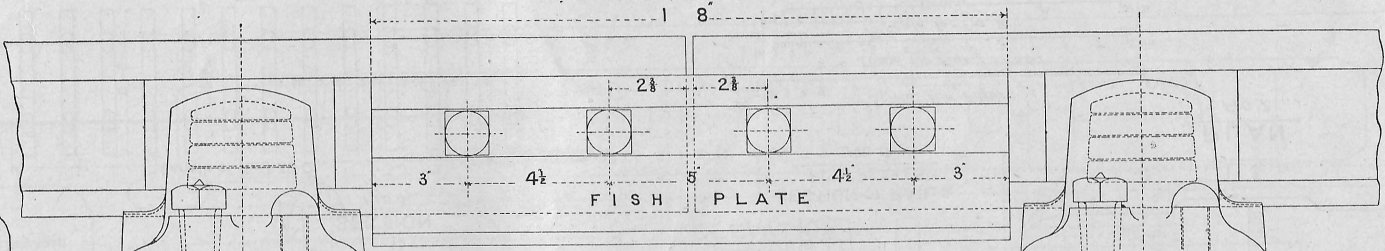


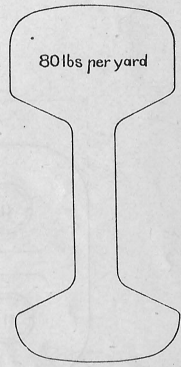
# LONDON & NORTH WESTERN RAILWAY



**ELEVATION**

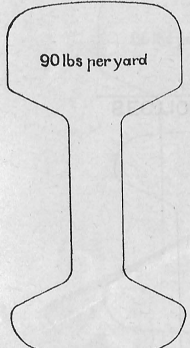
FIG 4

*Tarred Felt between Chair & Sleeper*



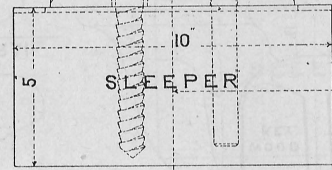
**SECTION OF RAIL**

FIG 2

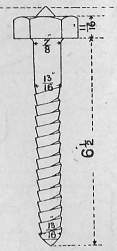


**SECTION OF RAIL**

FIG 1



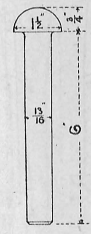
**SLEEPER**



**GALVANIZED SCREW**

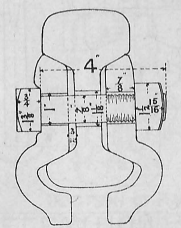
FIG 5

*Oak Ferrule*



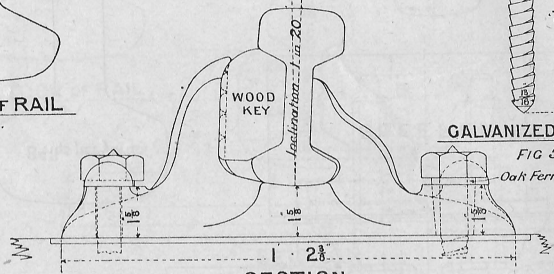
**SPIKE**

FIG 6




**SECTION OF RAIL & FISH PLATES**

FIG 7



**SECTION**

FIG 3



**PLAN**

FIG 8

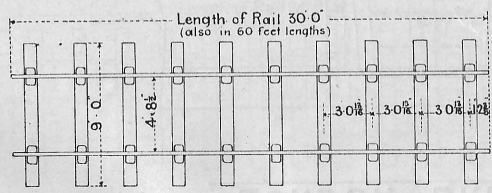


FIG 9


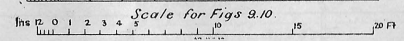
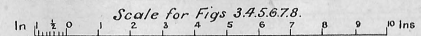
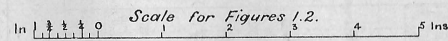


FIG 10