

Fig 1  
— CROSSING 1 IN 8. —

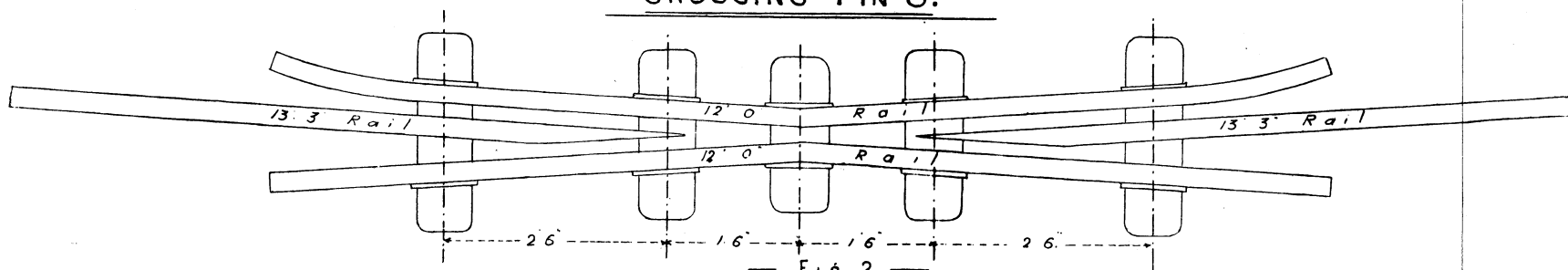


Fig 2  
— DIAMOND CROSSING 1 IN 8. —

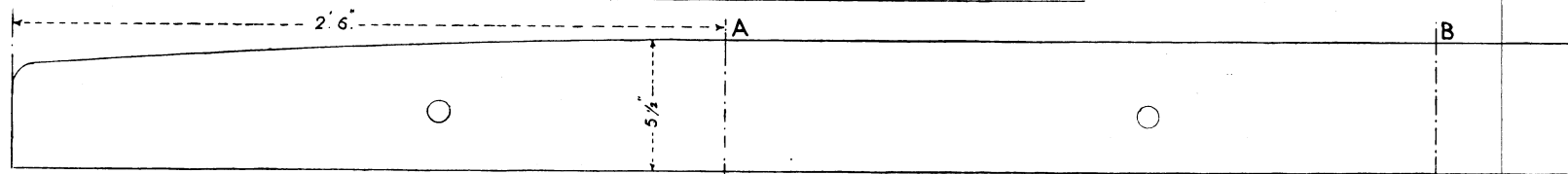


Fig 4  
— ELEVATION OF END OF POINT. —

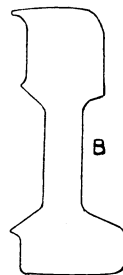
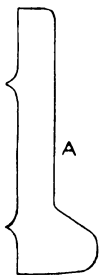
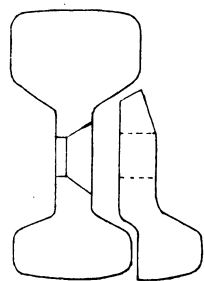


Fig 3 — END VIEW OF POINT —  
Fig 5 — SECTIONS OF POINT. —  
Fig 6 —

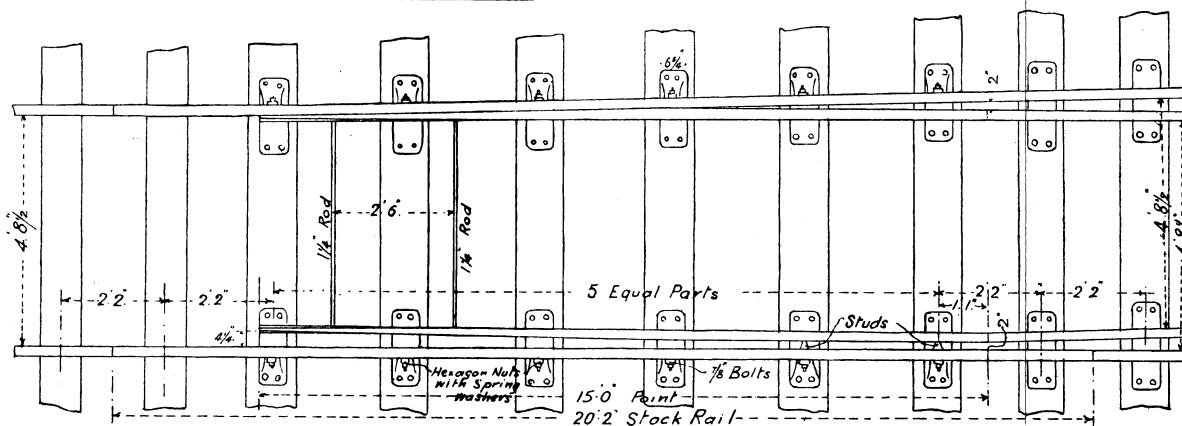
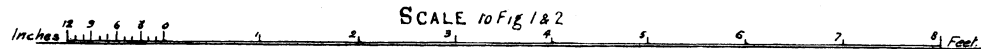


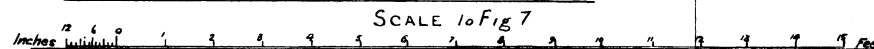
Fig 7  
— 15.0. POINT AND STOCK RAIL. —

*Explication des termes anglais.*

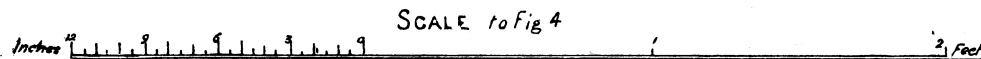
Bolt with lock nut = Boulon avec contre-écrou.  
 — Crossing 1 in 8 = Croisement de 1 : 8.  
 — Diamond crossing 1 in 8 = Traversée de 1 : 8.  
 — Elevation of end of point = Élévation de l'extrémité de l'aiguille.  
 — Rod = Entretoise.  
 — Equal parts = Parties égales.  
 — Studs = Goujons.  
 — Hexagon nuts with spring washers = Écrous hexagones avec rondelles élastiques.  
 — End view of point = Vue en bout de l'aiguille.  
 — Sections of point = Coupes de l'aiguille.  
 — 15.0 point and stock rail = Aiguille de 4.57 mètres et rail contre-aiguille.




SCALE to Fig 1 & 2



SCALE to Fig 7



SCALE to Fig 4



SCALE to Figs. 3, 5 & 6