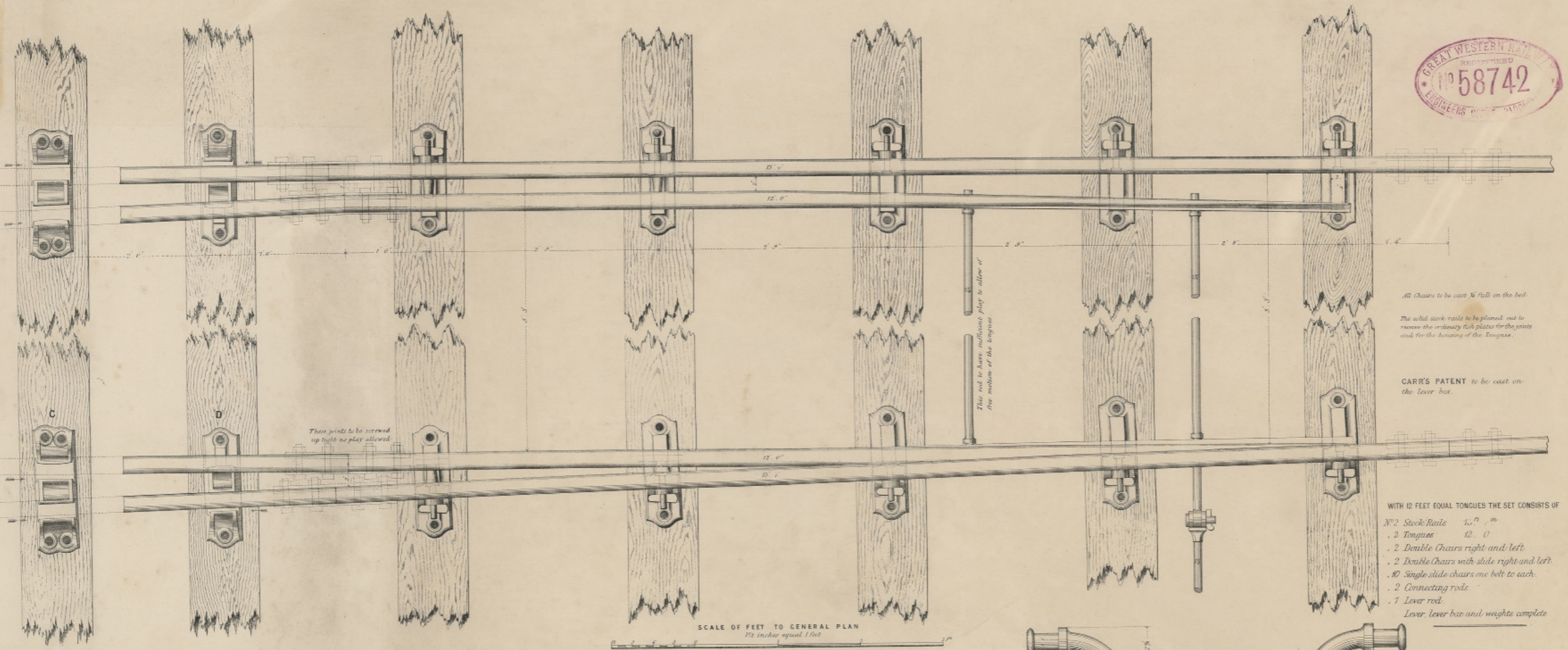


*Redrawn on brass
25 July 1864*

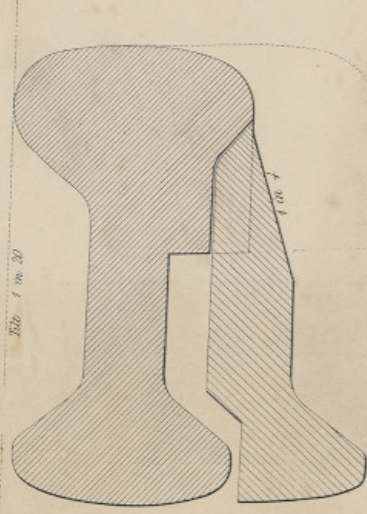
February, 1864.



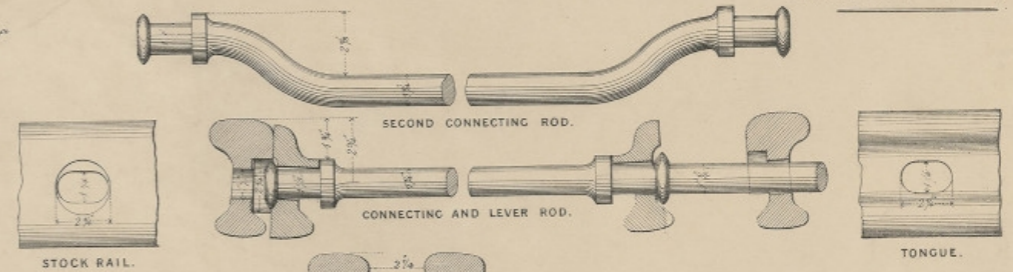
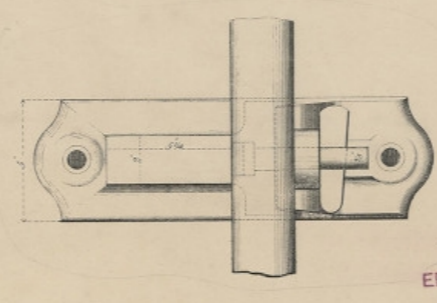
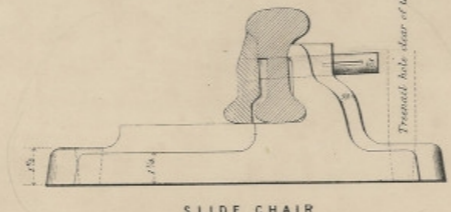
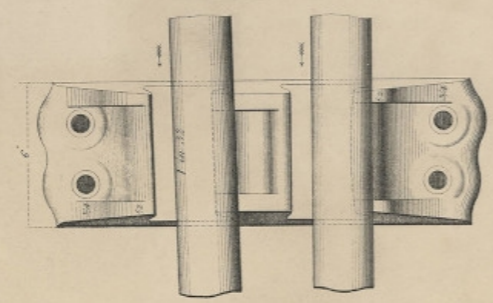
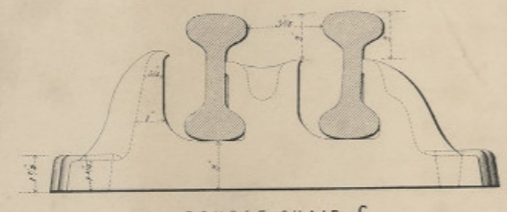
All Chairs to be cast 3/4 full on the bed.
The solid stock rails to be planed out to receive the ordinary fish plates for the joints and for the housing of the Tongue.

CARR'S PATENT to be cast on the lever box.

- WITH 12 FEET EQUAL TONGUES THE SET CONSISTS OF
- 2 No. 2 Stock Rails 15' 0"
 - 2 Tongues 12' 0"
 - 2 Double Chairs right and left
 - 2 Double Chairs with slide right and left
 - 10 Single slide chairs one bolt to each
 - 2 Connecting rods
 - 1 Lever rod.
- Lever, lever box and weights complete



Elevation end of Tongue and Section of the filled Rail used both for Switches and Crossings



- WITH UNEQUAL TONGUES THE SET WILL CONSIST OF
- 2 No. 2 Stock Rails 11' 1 1/2"
 - 1 Tongue 44' 9 3/4"
 - 1 do 12' 0 3/4"
 - 2 Double Chairs right and left
 - 2 Double Chairs with slides right and left
 - 11 Single slide Chairs one bolt to each
 - 1 Intermediate Chair to fit the filled rail
 - 2 Connecting rods
 - 1 Lever rod
- Lever, box and weights complete

TO BE RETURNED TO
ENGINEER'S PLAN OFFICE,
G.W.R. PADDINGTON.

