

Weardale Blast Furnace Statistics for 1860s

This document comprises parts of the Geological Survey Mineral Statistics relating to blast furnaces in Weardale in the 1860s. It includes the blast furnaces at Stanhope, Tow Law and Witton Park, using Mineral Statistics published between 1861 and 1871, with records for 1860 to 1869.

For earlier years see "Weardale Blast Furnace Statistics for 1850s".

For later years see "Weardale Blast Furnace Statistics for 1870s" and "Weardale Blast Furnace Statistics for 1880s".

The statistics record number of blast furnaces, number in blast and some information about tonnages of iron ore supplied to those furnaces and where it came from. A small delivery of iron ore to Wolsingham in 1869 is recorded. Names of Weardale Iron Mines are given from 1864 onwards, and details of Bessemer Converters from 1868 onwards.

The Mineral Statistics are available on-line on the British Geological Survey website, with an index to the annual reports at:

<https://webapps.bgs.ac.uk/data/publications/pubs.cfc?method=listResults&topic=EM&series=UM&subseries=NF&pageSize=100>

These pages are from the "Mineral Statistics of the United Kingdom of Great Britain and Ireland". These are often known as "Hunts Mineral Statistics" after Robert Hunt who led a team in their compilation within the Geological Survey. They were published between 1860 and 1881 when responsibility for the Mining Records Office passed to the Mines Department of the Home Office and statistics were issued as Parliamentary Papers.

Earlier records are in "Memoirs of the Geological Survey of Great Britain (Mining Records)". This is a series of memoirs on the mineral statistics of Great Britain and Ireland starting for year 1853-54 and running to 1859. They were compiled by the Mining Records Office, which was a component part of the early Survey. The records were produced by Robert Hunt.

Records of iron ore production and blast furnaces were first produced for 1854, published in 1855.

Lists of iron mines at work were included in the Mineral Statistics from 1863, published 1864, with the Weardale Iron Mines first being listed from 1864, published 1865. (*But it is possible that this list for Weardale was not updated each year*).

Lists of Bessemer Converters were included in the Mineral Statistics from 1868, published 1869.

Mineral Statistics for 1860, pub 1861

from <http://pubs.bgs.ac.uk/publications.html?pubID=B02456>

MEMOIRS

OF THE

GEOLOGICAL SURVEY OF GREAT BRITAIN

AND OF THE

MUSEUM OF PRACTICAL GEOLOGY.

MINERAL STATISTICS

OF THE

UNITED KINGDOM OF GREAT BRITAIN

AND IRELAND,

FOR THE YEAR 1860.

BY

ROBERT HUNT, F.R.S.,
KEEPER OF MINING RECORDS.

PUBLISHED BY ORDER OF THE LORDS COMMISSIONERS OF
HER MAJESTY'S TREASURY.

LONDON:

PRINTED FOR HER MAJESTY'S STATIONERY OFFICE;

PUBLISHED BY

LONGMAN, GREEN, LONGMAN, & ROBERTS.

1861.

Weardale blast furnaces in 1860, pub 1861

IRON MANUFACTURE RETURNS.

73

IRON MANUFACTURE.

ENGLAND.

Details of the Number of BLAST FURNACES in Blast, and of the Quantities of Pig Iron made, in the respective Iron-making Counties.

NORTHUMBERLAND.

TOTAL NUMBER OF FURNACES IN BLAST, 7.

No.	Names of Works.	Owners.	Furnaces built.	Furnaces in blast.	Furnaces in blast in District.
NORTHUMBERLAND.					
1	Bedlington -	Bedlington Iron Company -	2	0	
2	Brinkburn -	Brinkburn Iron Company -	2	0	
3	Haltwhistle -	Joseph Beasley, jun. -	1	0	
4	Haleshaw -	Haleshaw Iron Company -	3	0	
5	Tyne -	Tyne Iron Company -	2	1	
6	Walker -	Loth, Wilson, and Bell -	5	3	
7	Wallsend -	Jarrow Iron Company -	2	2	
8	Wylam -	Bell, Brothers -	1	1	
			18	7	7

PIG IRON.

Total Produce of Northumberland - - 69,093 Tons.

DURHAM.

TOTAL NUMBER OF FURNACES IN BLAST, 37.

1	Birtley -	Birtley Iron Company -	3	2	
2	Bishop Wearmouth -	Derwent & Consett Iron Co. -			
3	Bradley (Shotley Bridge) -	Do. - - - -	18	10	
4	Consett -	Do. - - - -			
5	Crook Hall -	Do. - - - -			
6	Clarence -	Bell, Brothers -	5	4	
7	South Durham -	South Durham Iron Company -	3	2	
8	Stockton-on-Tees -	Holdsworth, Bennington, Byers, and Co. -	3	2	
9	Witton Park and Etherley -	Bolckow and Vaughan -	4	4	
10	Felling -	H. L. Pattinson and Co. -	2	0	
11	Jarrow -	Jarrow Iron Works -	4	2	
12	Norton -	Warners, Lucas, and Barrett -	5	2	
13	Stanhope -	Weardale Iron Company -	1	1	
14	Towlaw -	Do. - - - -	5	5	
15	Washington -	Washington Iron Company -	1	0	
16	Wear -	Bells, Hawkes, and Co. -	1	1	
17	Ferry Hill -	James Morrison -	3	2	
18	Vane and Seaham -	Lady Londonderry -	2	0	
19	Thornaby -	W. Whitwell & Co. -	3	0	
			61	37	37

PIG IRON.

Total produce of Durham - - 340,921 Tons.

Durham iron ore record (p.67) in 1860, pub 1861

IRON ORE RETURNS.

67

This HÆMATITE ORE of Whitehaven was distributed as follows :—

To SOUTH WALES -	-	-	-	Tons.
„ STAFFORDSHIRE AND NORTH WALES by ship	-	-	-	177,349
„ Do. do. by rail -	-	-	-	40,881
„ SCOTLAND by ship	-	-	-	2,867
„ „ by rail -	-	-	-	15,163
„ NEWCASTLE AND CLEVELAND District -	-	-	-	21,202
				81,240

IRON WORKS:

Cleator Moor -	-	-	-	-	128,149
Workington, &c. -	-	-	-	-	

Total - - - - 466,851

RAILWAY DISTRIBUTION OF CUMBERLAND IRON ORE.

By NORTH-EASTERN RAILWAY.

From	To	Weight to each District.	Total Weight.
WHITEHAVEN Ore carried by North-eastern Railway			
	NEWCASTLE DISTRICT, viz.—	Tons. cwt.	Tons. cwt.
	Consett - 55,484 15		
	Jarrow - 1,528 16½		
	Gateshead - 4 12		
	Wallsend - 476 3½	57,494	7
Ditto -	STOCKTON DISTRICT, viz.—		
	Middlesbro' - 1 1	3,069	3½
	Stockton - 1,275 7		
Ditto -	DARLINGTON DISTRICT, viz.—		
	Darlington - 3,279 2		
	Towlaw - 217 15		
	Ferry Hill - 102 7½	3,599	4½
Total Ore carried by North-eastern Railway from Whitehaven District -			64,162 15

By NEWCASTLE AND CARLISLE RAILWAY.

From	To	Weight.
WHITEHAVEN and ALSTON MOOR	Northumberland Iron Furnaces -	83,661 Tons.

NORTHUMBERLAND AND DURHAM.

District of Mines.	Character of Ore.	Quantity.	Value.
WEARDALE and NEWCASTLE District.	Brown Hæmatite and Argillaceous Carbonate.	Tons. 12,500	£ 3,125

E 2

MEMOIRS
OF THE
GEOLOGICAL SURVEY OF GREAT BRITAIN
AND OF THE
MUSEUM OF PRACTICAL GEOLOGY.

MINERAL STATISTICS
OF THE
UNITED KINGDOM OF GREAT BRITAIN
AND IRELAND,
FOR THE YEAR 1861.

BY
ROBERT HUNT, F.R.S.,
KEEPER OF MINING RECORDS.

PUBLISHED BY ORDER OF THE LORDS COMMISSIONERS OF
HER MAJESTY'S TREASURY.

LONDON:
PRINTED FOR HER MAJESTY'S STATIONERY OFFICE:
PUBLISHED BY
LONGMAN, GREEN, LONGMAN, & ROBERTS;
AND BY
EDWARD STANFORD, 6, CHARING CROSS, S.W.
1862.
[Price Two Shillings.]

4386.

Weardale blast furnaces in 1861, pub 1862

IRON MANUFACTURE RETURNS.

69

IRON MANUFACTURE.

ENGLAND.

Details of the Number of BLAST FURNACES in Blast, and of the Quantities of PIG IRON made, in the respective Iron-making Counties.

NORTHUMBERLAND.

TOTAL NUMBER OF FURNACES IN BLAST, 7.

No.	Names of Works.	Owners.	Furnaces built.	Furnaces in blast.	Furnaces in blast in District.
NORTHUMBERLAND.					
1	Bedlington -	Bedlington Iron Company -	2	0	
2	Brinkburn -	Brinkburn Iron Company -	2	0	
3	Haltwhistle -	Joseph Bensley, jun. -	1	0	
4	Hareshaw -	Hareshaw Iron Company -	3	0	
5	Tyne -	Tyne Iron Company -	2	1	
6	Walker -	Losh, Wilson, and Bell -	5	3	
7	Wallsend -	Jarrow Iron Company -	2	2	
8	Wylam -	Bell, Brothers -	1	1	
Total -			18	7	7

PIG IRON.

Total Produce of Northumberland - - 73,260 Tons.

DURHAM.

TOTAL NUMBER OF FURNACES IN BLAST, 32½.

1	Birtley -	Birtley Iron Company -	3	2	
2	Bishop Wearmouth -	Derwent & Consett Iron Co. -	18	7½	
3	Bradley (Shotley Bridge) -	Do. -			
4	Consett -	Do. -			
5	Crook Hall -	Do. -			
6	Clarence -	Bell, Brothers -	6	5	
7	Felling -	H. L. Pattinson and Co. -	2	0	
8	Ferry Hill -	James Morrison -	3	2	
9	Jarrow -	Jarrow Iron Company -	2	2	
10	Norton -	Warners, Lucas, and Barrett -	3	2	
11	South Durham -	South Durham Iron Company -	3	2	
12	Stanhope -	Weardale Iron Company -	1	0	
13	Stockton-on-Tees -	Holdsworth, Bennington, Byers, and Co. -	3	2	
14	Thornaby -	W. Whitwell & Co. -	3	0	
15	Towlaw -	Do. -	5	3	
16	Vane and Seaham -	Marchioness of Londonderry -	2	0	
17	Washington -	Washington Iron Company -	1	0	
18	Wear -	Bells, Hawks, and Co. -	1	1	
19	Witton Park -	Bolckow and Vaughan -	4	4	
Total -			60	32½	32½

PIG IRON.

Total produce of Durham - - 312,030 Tons.

Durham iron ore record (p.60) in 1861, pub 1862

60

IRON ORE RETURNS.

RAILWAY DISTRIBUTION.

Carried by the North-eastern Railway.

From	To	Weight to each District.	Total Weight.
	Tons. cwt.	Tons. cwt.	Tons. cwt.
CLEVELAND District, <i>via</i> STOCKTON AND DARLINGTON Railway.	NEWCASTLE DISTRICT, viz.— Washington - 30,719 6 Durham turnpike 7,934 10 Jarrow - 6,625 11 Wylam - 11,484 12	56,763 19	
Ditto - - -	STOCKTON DISTRICT, viz.— Stockton - 19,752 1 Port Clarence - 250 18	20,002 19	
Ditto - - -	DARLINGTON DISTRICT, viz.— Ferryhill - - -	10,705 11	
Ditto - - -	MIDLAND DISTRICT, viz.— Leeds - - -	10 0	87,482 9
CLEVELAND District, <i>via</i> NORTH YORKSHIRE and CLEVELAND Railway.	STOCKTON DISTRICT, viz.— Stockton - 31,448 7 Norton - 18,150 17 Middlesbrough 18,681 18 Ormsby - 724 10 Port Clarence - 343 8 Eston - 3,149 19	72,498 19	
Ditto - - -	NEWCASTLE DISTRICT, viz.— Carr House - - -	1,332 7	
Ditto - - -	DARLINGTON DISTRICT, viz.— Ferryhill - - -	34,328 0	108,150 6
WHITBY District - - -	WHITBY DISTRICT, viz.— Whitby - - -	37,152 12	37,152 12
MALTON District - - -	NEWCASTLE DISTRICT, viz.— Consett - - -	228 19	228 19
MIDLAND District - - -	NEWCASTLE DISTRICT - - - Consett - 489 5 Fence Houses - 140 11 Gateshead - 6 11	636 7	636 7
SEABORNE.			
Landed at Hartlepool Dock	DARLINGTON DISTRICT, viz.— Ferry Hill - - -	318 11	318 11
Ditto Hull Dock -	DARLINGTON DISTRICT, viz.— Haggerleases - - -	44 15	44 15
Ditto Tyne Dock -	NEWCASTLE DISTRICT, viz.— Washington - - -	599 5	
Ditto Ditto -	DARLINGTON DISTRICT, viz.— Ferryhill - - -	1,786 4	2,385 9
Do. Monkwearmouth Dock.	DARLINGTON DISTRICT, viz.— Ferryhill - - -	126 10	126 10
Total of Iron Ore sent from the North Yorkshire District -	- - -	-	236,534 18

Durham iron ore record (p.61) in 1861, pub 1862

61

IRON ORE RETURNS.

LANCASHIRE.

Hæmatite Iron Mines in the neighbourhood of ULVERSTONE in FURNESS.

1. Adgarley - - -	Messrs. Brogden.
2. Bolton Heads - - -	Ditto.
3. Carr Kettle - - -	Joseph Rawlinson.
4. Crossgates - - -	Ditto.
5. Eure Pits - - -	Messrs. Brogden and Kennedy.
6. Ditto - - -	" Town and Rawlinson.
7. Elliscales - - -	George B. Ashburner.
8. Gilbrow - - -	Messrs. Harrison, Ainslie, and Co.
9. Lindale Cote - - -	" Brogden and Kennedy.
10. Lindale Moor - - -	" Harrison, Ainslie, and Co.
11. Ditto - - -	" Town and Rawlinson.
12. Newton Heads - - -	" Schneider, Hannay, and Co.
13. Mousell - - -	Ditto.
14. Old Hills - - -	Ditto.
15. Park - - -	Ditto.
16. Roanhead - - -	Kennedy, Brothers.
17. Rickethills - - -	Messrs. Town and Rawlinson.
18. Stainton and Adgarley* - - -	" James and Sam. Gregson Fell.
19. Stainton - - -	" Brogden.
20. Whitriggs - - -	" Harrison, Ainslie, and Co.
21. Ditto - - -	" Schneider, Hannay, and Co.
22. Allithwaite near Cartmel - - -	" Giles and Co.

* Suspended.

The TOTAL IRON ORE Produce in the FURNESS (Ulverstone) DISTRICT in 1861, being

Exported by Ulverstone Canal - - -	Tons. 3,317
" Ulverstone and Lancaster Railway - - -	181,461
" Furness Railway, shipped at Barrow - - -	212,150
Used at Ulverstone (Hindpool) Hæmatite furnaces - - -	118,759
From Broughton - - -	493
Backbarrow - - -	
Newland - - -	
Barrow - - -	
Furnaces used - - -	3,000
Total - - -	519,180

Carried by the North-Eastern Railway.

From	To	Weight to each District.	Total Weight.
	Tons. cwt.	Tons. cwt.	Tons. cwt.
ULVERSTONE Ore carried over the North-eastern Railway.	STOCKTON DISTRICT, viz.— Middlesbro' - 2,693 2 Stockton - 169 6 North Shore - 264 3	3,126 11	
	DARLINGTON DISTRICT, viz.— Darlington - 1,753 2 Etherley - 51 17	1,804 19	
	NEWCASTLE DISTRICT, viz.— Consett - 5,236 9 Gateshead - 162 1 Millfield - 380 9 Fence Houses - 11 13 Durham - 4 16 Tyne Dock - 5 16	5,801 4	
	MIDLAND DISTRICT, viz.— Leeds - - -	1,105 2	
	Total - - -	-	11,837 16

Durham iron ore record (p.63) in 1861, pub 1862

IRON ORE RETURNS.

63

This HÆMATITE ORE of Whitehaven was distributed as follows:—

To SOUTH WALES	-	-	-	Tons.
" STAFFORDSHIRE AND NORTH WALES by ship	-	-	-	207,384
" Do. do. by rail	-	-	-	23,799
" SCOTLAND by ship	-	-	-	585
" " by rail	-	-	-	25,671
" NEWCASTLE AND CLEVELAND District	-	-	-	31,446
				65,555

IRON WORKS:				
Cleator Moor	-	-	-	-
Workington, &c.	-	-	-	-
				117,654

Total - - - - - 472,094

RAILWAY DISTRIBUTION OF CUMBERLAND IRON ORE.

By NORTH-EASTERN RAILWAY.

From	To	Weight to each District.	Total Weight.
		Tons. cwts.	Tons. cwts.
WHITEHAVEN Ore carried by North-eastern Railway	NEWCASTLE DISTRICT, viz.—		
	Consett - 41,221 1		
	Jarrow - 863 17		
	Wallsend - 140 1		
Ditto - - -	STOCKTON DISTRICT, viz.—	42,224 19	
	Middlesbro' - 82 14		
	Stockton - 216 5	298 19	
Ditto - - -	DARLINGTON DISTRICT, viz.—		
	Darlington - 937 11		
	Towlaw - 309 12	1,247 3	
	Ferry Hill - - -		
Total Ore carried by North-eastern Railway from Whitehaven District	- - -	-	43,771 1

By NEWCASTLE AND CARLISLE RAILWAY.

From	To	Weight.
WHITEHAVEN and ALSTON MOOR	Northumberland Iron Furnaces -	65,971 Tons.

NORTHUMBERLAND AND DURHAM.

District of Mines.	Character of Ore.	Quantity.	Value.
WEARDALE and NEWCASTLE District.	Brown Hæmatite and Argillaceous Carbonate.	Tons. 10,750	£ 3,000

Durham iron ore record (p.64) in 1861, pub 1862

IRON ORE RETURNS.

64

STATEMENT OF IRON ORE conveyed over the North-eastern Railway.

From	To	Weight to each District.	Total Weight.
		Tons. cwts.	Tons. cwts.
NORTHUMBERLAND and District of NEWCASTLE and CARLISLE Railway.	Newcastle District, viz.—		
	Consett - 3 8		
	Pelaw - 118 3	121 6	
NEWCASTLE District - -	Darlington District, viz.—		
	Ferryhill - - -	101 3	222 9
	Newcastle District, viz.—		
	Consett - 720 0		
DARLINGTON District - -	Durham Turnpike - 105 0	825 0	825 0
	Darlington District, viz.—		
	Ferryhill - - -	137 18	137 18
Total carried from Northumberland district	- - -	-	1,185 7

WALES, NORTH.

District or Mine.	Character of Ore.	Quantities.	Value.
		Tons. cwts. qrs.	£ s. d.
Carnarvonshire (Bettws Garmon)	Brown Hæmatite -		
Flintshire:—			
Cwm Mountains *	- - -	4,000 0 0	1,800 0 0
Denbighshire:—			
Brymbo - - -	Argillaceous Carbonate	82,500 0 0	20,625 0 0
Frood - - -	- - -		
Total - - -	- - -	86,500 0 0	22,425 0 0

* In 1860 there was produced 4,100 tons.

WALES, SOUTH.

District or Mine.	Character of Ore.	Quantities.	Value.
		Tons. cwts. qrs.	£ s. d.
Llantrissant - - -	Brown Hæmatite -	9,957 0 0	5,974 0 0
Mwyndy near Llantrissant -	Ditto - - -	35,104 0 0	21,062 8 0
Wenvoe - - -	Ditto - - -	500 0 0	300 0 0
Varteg Colliery - - -	Argillaceous Carb. -	250 0 0	100 0 0
Cwm Celyn - - -			
Blaina - - -	Ditto - - -	75,500 0 0	22,500 0 0
Coalbrook Vale - - -	- - -		
Abersychan - - -	- - -	29,500 0 0	8,850 0 0
Victoria - - -	- - -	18,291 3 0	7,316 0 0
Ebbw Vale - - -	Ditto - - -	30,085 3 0	12,034 0 0
Ditto "Coal Brass" - - -	- - -	2,062 11 0	618 12 0
Sirhowy - - -	Argillaceous Carbonate		
Ditto - - -	Black Band - - -	49,455 15 0	19,782 6 0
Cyfarthfa - - -	Argillaceous Carbonate and Black band - - -	295,000 0 0	73,750 0 0
Varteg and Glynos - - -	- - -		
Sundry Collieries - - -	- - -		
Saundersfoot - - -	Ditto shipped to Port Talbot -	1,522 0 0	750 0 0
Total - - -	- - -	548,227 12 0	173,037 6 0

MEMOIRS
OF THE
GEOLOGICAL SURVEY OF GREAT BRITAIN
AND OF THE
MUSEUM OF PRACTICAL GEOLOGY.

MINERAL STATISTICS
OF THE
UNITED KINGDOM OF GREAT BRITAIN
AND IRELAND,
FOR THE YEAR 1862.

WITH AN APPENDIX.
BY ROBERT HUNT, F.R.S.,
KEEPER OF MINING RECORDS.

PUBLISHED BY ORDER OF THE LORDS COMMISSIONERS OF
HER MAJESTY'S TREASURY.

LONDON:
PRINTED FOR HER MAJESTY'S STATIONERY OFFICE:
PUBLISHED BY
LONGMAN, GREEN, LONGMAN, & ROBERTS;
AND BY
EDWARD STANFORD, 6, CHANCING CROSS, S.W.

1863.

[Price 2s. 6d.]

6968.

Weardale blast furnaces in 1862, pub 1863

50

IRON MANUFACTURE RETURNS.

Details of the Number of BLAST FURNACES in Blast, and of the Quantities
of PIG IRON made, in the respective Iron-making Counties.

ENGLAND.

No.	Names of Works.	Owners.	Furnaces built.	Furnaces in blast.	Pig Iron made.
					Tons.
NORTHUM- BERLAND.	1 Bedlington - -	Bedlington Iron Company -	2	0	
	2 Brinkburn - -	Brinkburn Iron Company -	2	0	
	3 Haltwhistle - -	Joseph Beasley, jun. -	1	0	
	4 Hareshaw - -	Hareshaw Iron Company -	3	0	
	5 Tyne - -	Bulmer and Co - -	2	1	
	6 Walker - -	Losh, Wilson, and Bell -	5	2	
	7 Wallsend - -	Jarrow Iron Company -	3	2	
	8 Wylam - -	Bell, Brothers - -	1	1	
	Total - -		19	6	46,586
DURHAM.	1 Birtley - -	Birtley Iron Company -	3	2	
	2 Bishop Wearmouth -	Derwent & Conselt Iron Co. -			
	3 Bradley (Shotley Bridge) - -	Do. - - -	18	4½	
	4 Conselt - -	Do. - - -			
	5 Crook Hall - -	Do. - - -			
	6 Port Clarence - -	Bell, Brothers - -	6	5	
	7 Felling - -	H. L. Pattinson and Co. -	2	0	
	8 Ferry Hill - -	James Morrison - -	3	2	
	9 Jarrow - -	Jarrow Iron Company -	3	2	
	10 Norton - -	Warners, Lucas, and Barrett -	3	3*	
	11 South Durham - -	South Durham Iron Company -	5	2	
	12 Stanhope - -	Weardale Iron Company -	1	1	
	13 Towlaw - -	Do. - - -	5	3	
	14 Stockton-on-Tees -	Holdsworth, Bennington, Byers, and Co. - -	3	2	
YORKSHIRE. NORTH RIDING OR CLEVELAND DISTRICT.	15 Thornaby - -	W. Whitwell & Co. - -	3	2	
	16 Vane and Seaham -	Marquess of Londonderry -	2	0	
	17 Washington - -	Washington Iron Company -	1	0	
	18 Wear - -	Bells, Hawks, and Co. -	1	1	
	19 Witley Park - -	Bolckow and Vaughan -	4	4	
	Total - -		61	39½	337,218
	1 Boak Hole - -	Whitby Iron Company -	2	0	
	2 Clay Lane - -	Clay Lane Iron Company -	3	3†	
	3 Cleveland - -	Bolckow and Vaughan -			
	4 Middlesbro' - -	Do. - - -	12	10	
	5 Normanby - -	Jones, Dunning, and Co. -	2	2	
	6 Ormesby - -	Cochrane and Co. - -	4	4‡	
	7 South Bank - -	South Bank Iron Company -	3	3	
	8 Tees - -	Gilkes, Wilson, Pease, & Co. -	5	4§	
	9 Tees Side - -	Hopkins and Co. - -	2	2	
	Total - -		33	28	285,398

* Two only in blast for 6 months.
† Two in blast up to November.
‡ Three in blast during the first half of the year.
§ Three in blast for 2 months.

Durham iron ore record (p.43) in 1862, pub 1863

IRON ORE RETURNS.

43

District or Mine.	Character of Ore.	Quantity.	Money Value.
YORKSHIRE-- Coal Measures generally chiefly around Leeds	Argillaceous Carbonate	Tons. Cwts. 350,500 0	£ s. d. 87,625 0 0
NORTH RIDING OR CLEVELAND DISTRICT.	Argillaceous Carbonate	608,420 0	91,263 0 0
Eston Mines - - -	Ditto - - -	69,626 3	10,443 18 0
Hutton Low Cross - - -	Ditto - - -	433,139 6	64,970 0 0
Upleatham - - -	Ditto - - -	235,758 0	35,363 14 0
Normanby - - -	Ditto - - -	93,900 0	14,085 0 0
Skelton - - -	Ditto - - -	5,000 0	750 0 0
Port Mulgrave - - -	Ditto - - -	219,123 0	32,768 0 0
Hinderwell - - -	Ditto - - -	15,000 0	2,250 0 0
Rosedale Abbey - - -	Ditto - - -	8,500 0	1,275 0 0
Bird's and Birtley - - -	Ditto - - -	1,000 0	150 0 0
Grosmont - - -	Ditto - - -	500 0	75 0 0
Esk Valley - - -	Ditto - - -	110 0	16 10 0
Ragnall & Co.'s Mines - - -	Ditto from Coal Measures - - -	21 0	3 3 0
Woodfield - - -			
White Lee - - -			
Total -		1,690,097 9	253,413 5 0

RAILWAY DISTRIBUTION.

Carried by North-eastern Railway.

From	To	Weight to each District.	Total Weight.
CLEVELAND District, via STOCKTON AND DARLINGTON Railway.	NEWCASTLE DISTRICT, viz.— Wallsend - 1,462 16 Washington - 32,027 19 Wylam - 10,777 16 Durham turnpike 20,162 19 Seaham - 4,540 5	Tons. cwts. 68,971 15	
	STOCKTON DISTRICT, viz.— Stockton - 9,299 6 Norton - 8,096 9	17,395 15	
	MIDLAND DISTRICT, viz.— Castleford - - -	253 19	86,621 9
CLEVELAND District, via NORTH YORKSHIRE and CLEVELAND Railway.	NEWCASTLE DISTRICT, viz.— Seaham - 12,800 18 Fence Houses - 3 3	12,804 1	
	DARLINGTON DISTRICT, viz.— Darlington - 7,734 5 Ferryhill - 57,696 5	65,430 10	
	STOCKTON DISTRICT, viz.— Stockton - 49,278 5 Norton - 37,094 13 Middlesborough 63,579 6 Eston - 1,058 2	151,010 6	
	LONDON DISTRICT, viz.— London - - -	8 2	229,252 19
WHITBY DISTRICT - - -	WHITBY DISTRICT, viz.— Whitby - - -	27,006 14	27,006 14
MIDLAND DISTRICT - - -	STOCKTON DISTRICT, viz.— Middlesborough - - - MIDLAND DISTRICT, viz.— Castleford - - -	6 0 192 0	198 0
Total -			343,079 2

Durham iron ore record (p.44) in 1862, pub 1863

IRON ORE RETURNS.

44

NORTHUMBERLAND AND DURHAM.

District or Mine.	Character of Ore.	Quantity.	Money Value.
WEARDALE, NEWCASTLE, AND DARLINGTON DISTRICTS -	Spathose Ore and Argillaceous Carbonates	Tons. cwts. qrs. 12,475 0 0	£ s. d. 3,430 0 0

Iron Ore conveyed on the North-eastern Railway.

From	To	Weight to each District.	Total Weight.
NORTHUMBERLAND and District of NEWCASTLE AND CARLISLE Railway	NEWCASTLE DISTRICT, viz.— Wylam - - -	Tons. cwts. 2,481 10	
	STOCKTON DISTRICT, viz.— Stockton - - 32 10 Norton - - 1,395 14	1,428 4	3,909 14
NEWCASTLE DISTRICT -	NEWCASTLE DISTRICT, viz.— Consett - - 225 0 Gateshead - - 210 0 Durham Turnpike - 252 0	687 0	
	HULL DISTRICT, viz.— Hull - - -	10 0	697 0
DARLINGTON DISTRICT -	DARLINGTON DISTRICT, viz.— Ferryhill - - -	93 10	93 10
SEABORNE.			
Landed at Tyne Dock -	NEWCASTLE DISTRICT, viz.— Wylam - - -	82 3	
	DARLINGTON DISTRICT, viz.— Ferryhill - - -	2,582 2	2,665 5
Landed at West Hartlepool Docks.	DARLINGTON DISTRICT, viz.— Ferryhill - - -	96 5	96 5
	Total - - -		7,461 0

LANCA-SHIRE.

Haematite Iron Mines in the neighbourhood of OLVERSTONE in FURNES.

1. Adgarley - - -	Messrs. Brogden.	
2. Bolton Heads - - -	Ditto.	
3. Carr Kettle - - -	Joseph Rawlinson.	
4. Crossgates - - -	Ditto.	
5. Eure Pits - - -	Messrs. Brogden and Kennedy.	
6. Ditto - - -	" Town and Rawlinson.	
7. Elliscales - - -	George B. Ashburner.	
8. Gilbrow - - -	Messrs. Harrison, Ainslie, and Co.	
9. Lindale Cote - - -	" Brogden and Kennedy.	
10. Lindale Moor - - -	" Harrison, Ainslie, and Co.	
11. Ditto - - -	" Town and Rawlinson.	
12. Newton Heads - - -	" Schneider, Hannay, and Co.	
13. Mousell - - -	Ditto.	
14. Old Hills - - -	Ditto.	
15. Park - - -	Ditto.	
16. Rounhead - - -	Kennedy, Brothers.	
17. Rickethills - - -	Messrs. Town and Rawlinson.	
18. Stainton and Adgarley* - - -	" James and Sam. Gregson Fell.	
19. Stainton - - -	" Brogden.	
20. Whitriggs - - -	" Harrison, Ainslie, and Co.	
21. Ditto - - -	" Schneider, Hannay, and Co.	
22. Allithwaite near Cartmel - - -	Giles and Co.	
	* Suspended.	

559,391 Tons.

Durham iron ore record (p.45) in 1862, pub 1863

IRON ORE RETURNS.

45

The TOTAL IRON ORE Produce in the FURNACE (Ulverstone) DISTRICT in 1861, being

Exported by Ulverstone Canal	-	-	Tons.	4,009
" Ulverstone and Lancaster Railway	-	-	178,988	
" Furness Railway, shipped at Barrow	-	-	203,760	
Used at Ulverstone (Hindpool) Hematite furnaces	-	-	164,830	£279,695
To Broughton	-	-	404	
Backbarrow	-	-	-	
Newland	-	-	-	
Barrow	-	-	-	
Furnaces used			2,400	
Total			559,391	

Carried by North-eastern Railway.

From	To	Weight to each District.	Total Weight.
ULVERSTONE	NEWCASTLE DISTRICT, viz.:-	Tons. cwt.	Tons. cwt.
	Redheugh	420 2	
	Gateshead	24 2	444 4
	DARLINGTON DISTRICT, viz.:-		
	Ferryhill	-	56 14
	STOCKTON DISTRICT, viz.:-		
	Stockton	1,261 1	
	Norton	281 15	
	West Hartlepool	16 12	
	Middlesbro'	27 13	1,587 1
	MIDLAND DISTRICT, viz.:-		
	Leeds	-	1,459 15
	Total	-	3,547 14

CUMBERLAND.

HEMATITE IRON MINES near WHITEHAVEN in 1862.

No.	Name of Mines.	No. of Mines.	Names of Owner or Lessees.	
1	Agnes Pit	2	Fletcher, Miller, and Co.	Tons. 533,120
2	Birks	1	Frisington Iron Ore Co.	
3	Biggitt Moor, &c.	5	S. and J. Lindow.	
4	Biggitt	2	Plymouth Forge Co.	
5	Do.	1	Wilson, Poole, and Co.	
6	Crowgarth	2	Plymouth Forge Co.	
7	Cleator	3	Cleator Iron Ore Co.	
8	Eskett	1	Eskett Ore Co.	
9	Frisington Parks	2	Cleator Iron Ore Co.	
10	High House and Crossgill.	2	S. W. Smith and Co.	
11	Yeathouse	1	S. and J. Lindow.	
12	Knockmorton	1	Thomas Carmichael.	
13	Langthorne	2	Earl of Lansdale.	
14	Parkside	*6	Fisher, Dees, Fletcher, and Musgrave.	
15	Tedholes	1	John Stirling.	Tons. 54,892
16	Wondend	2	T. H. Attwood and Sons.	
17	Salter	1	Salter Mining Co.	
18	Yeathouse	1	Fletcher, Miller, and Co.	
19	Crossfield	1	John Stirling.	
20	Lauplugh	1	Schneider Hannay & Co.	
21	Do.	1	Tosh and Co.	
22	Crossfield	1	Crossfield Mining Co.	

* 180,153 tons of Hematite were produced from these mines.

Durham iron ore record (p.46) in 1862, pub 1863

IRON ORE RETURNS.

46

The HEMATITE ORE of Whitehaven was distributed as follows:—

To SOUTH WALES	-	-	-	Tons.	227,215
" STAFFORDSHIRE AND NORTH WALES by ship	-	-	-	28,501	
" Do. do. by rail	-	-	-	2,995	
" SCOTLAND by ship	-	-	-	52,156	
" " by rail	-	-	-	47,130	
" NEWCASTLE AND CLEVELAND District	-	-	-	55,838	

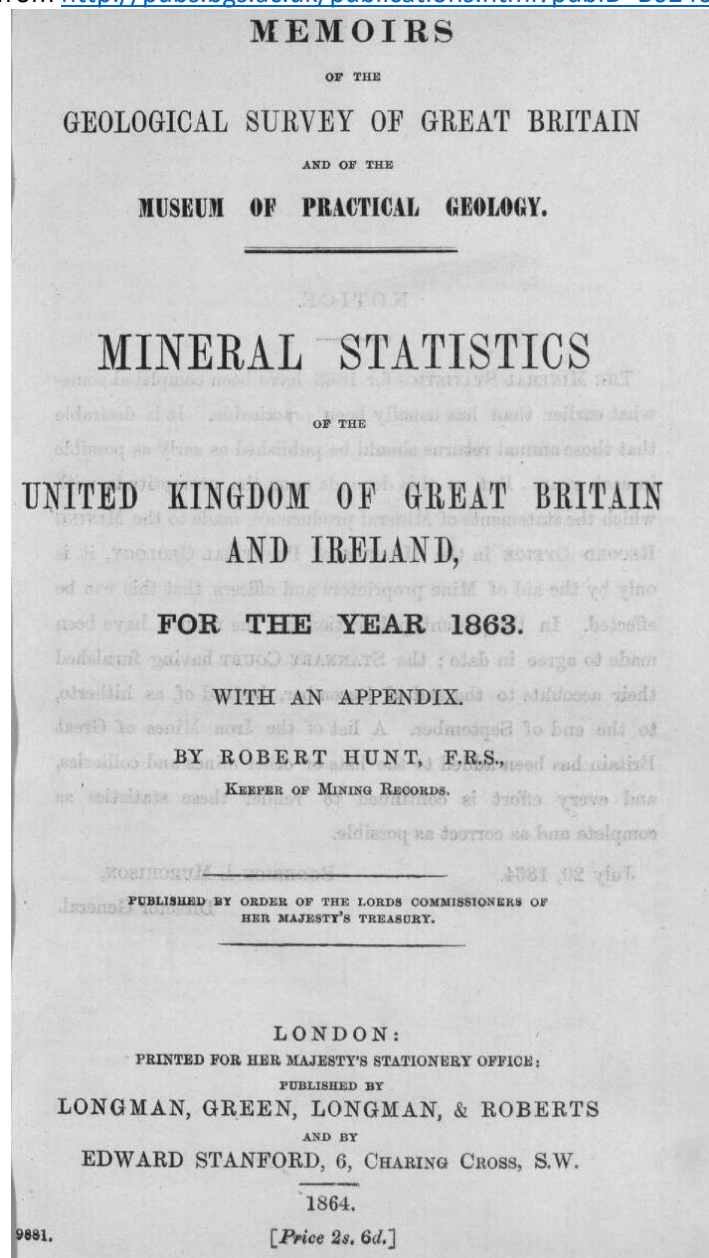
IRON WORKS:

Cleator Moor	-	-	-	} 119,285
Workington, &c.	-	-	-	
Total	-	-	-	533,120

Produce of CUMBERLAND.

Hematite Iron Ore District in the Year 1862.	Quantities.	Value.
WHITEHAVEN—		
Quantity shipped at Whitehaven and at Workington	Tons. 307,872	£ 177,026 0 0
Quantity sent from Whitehaven out of the District by Railway	105,963	60,928 15 0
Quantity used at Iron Works at Cleator Moor, Workington, &c.	119,285	68,588 17 0
Total produce of the Whitehaven District	533,120	306,543 12 0
ALSTON MOOR—		
Brown Hematite	820	47 3 0
Total produce of CUMBERLAND	533,940	306,590 15 0

WHITEHAVEN Ore carried by North-eastern Railway	Tons. cwt.	Tons. cwt.
NEWCASTLE DISTRICT, viz.:-		
Consett	38,445 13	
Shotley	2,754 7	
Blaydon	5,869 11	
Redhurgh	4,554 6	
Wylam	1,615 19	
Brandon Colliery	5 9	53,245 5
DARLINGTON DISTRICT, viz.:-		
Darlington	792 4	
Ferryhill	511 7	1,303 11
STOCKTON DISTRICT, viz.:-		
Stockton	6 10	
Middlesbro'	330 15	337 5
HULL DISTRICT, viz.:-		
Hull	-	6 1
Total	-	54,892 2



Weardale blast furnaces in 1863, pub 1864

IRON MANUFACTURE RETURNS.						69
Details of BLAST FURNACES in Blast, and of the Quantities of Pig IRON made, in 1863.						
ENGLAND.						
No.	Names of Works.	Owners.	Furnaces built.	Furnaces in blast.	Pig Iron made.	Tons.
NORTHUMBERLAND.	1 Bedlington - -	Bedlington Iron Company -	2	0		
	2 Brinkburn - -	Brinkburn Iron Company -	2	0		
	3 Haltwhistle - -	Joseph Beasley, jun. -	1	0		
	4 Hareshaw - -	Hareshaw Iron Company -	3	0		
	5 Tyne - -	Bulmer and Co - -	2	1		
	6 Walker - -	Losh, Wilson, and Bell -	5	3*		
	7 Wallsend - -	Jarrow Iron Company -	3	2		
	8 Wylam - -	Bell Brothers - -	1	1		
Total - -			19	7	40,916	
DURHAM.	1 Acklam† - -	Stevenson, Wilson, Jaques, & Co. - -	3	0		
	2 Birtley - -	Birtley Iron Company -	3	3		
	3 Bishop Wearmouth -	Derwent & Consett Iron Co. -	18	5		
	4 Bradley - -	Do. - -				
	5 Consett - -	Do. - -				
	6 Crook Hall - -	Do. - -	6	5		
	7 Port Clarence - -	Bell Brothers - -				
	8 Felling - -	H. L. Pattinson and Co. -				
	9 Ferry Hill - -	James Morrison - -	3	3		
	10 Jarrow - -	Jarrow Iron Company -	6	6		
	11 Norton - -	Warners, Lucas, and Barrett -	3	3§		
	12 South Durham - -	South Durham Iron Company -	3	3		
	13 Stanhope - -	Weardale Iron Company -	1	0		
	14 Towlaw - -	Do. - -	5	4		
	15 Stockton-on-Tees -	Holdsworth, Bennington, Byers, and Co. - -	3	3		
YORKSHIRE. NORTH RIDING OR CLEVELAND DISTRICT.	16 Thornaby - -	W. Whitwell & Co. -	3	3		
	17 Vane and Seaham -	Marchioness of Londonderry -	2	2		
	18 Washington - -	Washington Iron Company -	1	0		
	19 Wear - -	Bells, Hawks, and Co. -	1	1¶		
	20 Witton Park - -	Bolekow and Vaughan -	4	4		
	Total - -		71	47	468,318	
	1 Beek Holes - -	Whitby Iron Company -	1	1		
	2 Clay Lane - -	Clay Lane Iron Company -	6	3		
	3 Cleveland - -	Bolekow and Vaughan -	13	13		
	4 Middlesbro' - -					
	5 Normanby - -	Jones, Dunning, and Co. -	2	2		
	6 Ormesby - -	Cochrane and Co. -	4	4		
	7 South Bank - -	South Bank Iron Company -	9**	3		
	8 Tees - -	Gilkes, Wilson, Pease, & Co. -	5††	4		
	9 Tees Side - -	Hopkins and Co. -	2	2		
Total - -			42	33	315,197	

* For a portion of the year.
† Building.
‡ For six weeks.
§ Three for eight months, two for four months.
|| Two until May, three the remainder of the year.
¶ For nine months.
** Six furnaces are building.
†† Four during ten months, five during two months.

Durham iron ore record (p.62) in 1863, pub 1864

IRON ORE RETURNS.			
RAILWAY DISTRIBUTION OF CLEVELAND ORE carried by NORTH-EASTERN RAILWAY.			
From	To	Weight to each District.	Total Weight.
		Tons. cwts.	Tons. cwts.
CLEVELAND DISTRICT, <i>via</i> STOCKTON AND DARLINGTON RAILWAY.	NEWCASTLE DISTRICT, viz.—		
	Seaham - - - - -	27,474 6	
	Durham Turnpike - - -	13,858 19	
	Wallsend - - - - -	165 3	
	Consett - - - - -	94,667 0	
	Washington - - - - -	17,477 6	
	Jarrow - - - - -	15,542 7	
	Wylam - - - - -	10,667 12	
	Felling - - - - -	2,720 0	
	Birtley - - - - -	14,987 0	197,559 13
	STOCKTON DISTRICT, viz.—		
	Stockton - - - - -	18,052 18	
	Normanby - - - - -	69,985 0	
	Norton - - - - -	41,848 13	
	Middlesborough - - -	69,975 0	
	Ormesby - - - - -	3,454 0	
	Thornaby - - - - -	104,172 0	
	Cargo Fleet - - - - -	195,541 0	
	Tees Side - - - - -	20,099 0	523,127 11
	DARLINGTON DISTRICT, viz.—		
	Darlington - - - - -	59,455 0	
CLEVELAND DISTRICT, <i>via</i> NORTH YORKSHIRE AND CLEVELAND RAILWAY.	Ferryhill - - - - -	3,116 0	
	Tow Law - - - - -	12,522 0	
	Witton Park - - - - -	151,719 0	226,812 0
	NEWCASTLE DISTRICT, viz.—		
	Seaham - - - - -	27,861 9	27,861 9
	STOCKTON DISTRICT, viz.—		
	Stockton - - - - -	52,681 13	
	Norton - - - - -	14,719 0	
	Middlesborough - - -	60,499 14	127,900 7
	DARLINGTON DISTRICT, viz.—		
WHITBY DISTRICT - - -	Darlington - - - - -	22,975 19	
	Witton Park - - - - -	7,031 16	
	Ferryhill - - - - -	79,282 6	109,290 1
	CLEVELAND DISTRICT, viz.—		
SOUTH DISTRICT - - -	Commondale - - - - -	43 13	43 13
	WHITBY DISTRICT, viz.—		
	Whitby - - - - -	21,407 1	
	Beck Holes - - - - -	6,952 12	28,359 13
NORTHUMBERLAND AND DURHAM.	MIDLAND DISTRICT, viz.—		
	Normanton - - - - -	38 19	
	Elsecar - - - - -	99 18	
	Swinton - - - - -	20 0	158 17
WEARDALE, NEWCASTLE, AND DARLINGTON DISTRICTS -	NEWCASTLE DISTRICT, viz.—		
	Fence Houses - - - -	63 5	63 5
	MIDLAND DISTRICT, viz.—		
	Castleford - - - - -	2,522 0	2,522 0
Total		- - -	1,243,698 14
District or Mine.	Character of Ore.	Quantity.	Money Value.
		Tons. cwts. qrs.	£ s. d.
WEARDALE, NEWCASTLE, AND DARLINGTON DISTRICTS -	Spathose Ore and Argillaceous Carbonates	125,000 0 0	37,500 0 0

Durham iron ore record (p.63) in 1863, pub 1864

IRON ORE RETURNS.			
IRON ORE conveyed by the NORTH-EASTERN RAILWAY.			
From	To	Weight to each District.	Total Weight.
		Tons. cwts.	Tons. cwts.
NORTHUMBERLAND and District of NEWCASTLE AND CARLISLE RAILWAY.	NEWCASTLE DISTRICT, viz.—		
	Wylam - - - - -	2,526 0	
	Redhugh - - - - -	54 3	
	Jarrow - - - - -	286 10	2,866 13
NEWCASTLE DISTRICT -	STOCKTON DISTRICT, viz.—		
	Norton - - - - -	12 6	12 6
	NEWCASTLE DISTRICT, viz.—		
	Consett - - - - -	18 0	
DARLINGTON DISTRICT -	Gateshead - - - - -	93 0	111 0
	DARLINGTON DISTRICT, viz.—		
	Witton Park - - - - -	829 0	
	Tow Law - - - - -	83,492 0	84,321 0
STOCKTON DISTRICT, viz.—	Stockton - - - - -	224 0	
	Cargo Fleet - - - - -	20 0	244 0
Total		- - -	87,554 19
District or Mine.	Character of Ore.	Quantity.	Money Value.
		Tons. cwts.	£ s. d.
LANCASHIRE.	From the Iron Mines around and near Ulverstone. (See Appendix.)	626,121 2	313,060 11 0
	Hotbarrow Mines, shipped in the Duddon.	32,521 11	16,260 15 6
	Total	658,642 13	329,321 6 6
RAILWAY DISTRIBUTION by the FURNESS RAILWAYS.			
		Tons. cwts.	
Shipped at Barrow	- - - - -	201,730 1	
	<i>Via</i> Ulverstone - - - -	215,701 10	
	To Hindpool Furnaces - -	203,884 19	
	To Duddon Furnaces - - -	174 12	
Total		621,491 2	
Shipped at Ulverstone Canal	- - - - -	4,630 0	
Total		626,121 2	
Shipped at the Duddon	- - - - -	32,521 11	
Total		658,642 13	

Durham iron ore record (p.64) in 1863, pub 1864

64 IRON ORE RETURNS.				
Carried by NORTH-EASTERN RAILWAY.				
From	To	Weight to each District.	Total Weight.	
ULVERSTONE	NEWCASTLE DISTRICT, viz.—	Tons. cwt.	Tons. cwt.	
	Carr House - - -	17,708 0	18,806 4	
	South Shields - - -	537 18		
	Fence Houses - - -	28 19		
	Redheugh - - -	511 7		
	STOCKTON DISTRICT, viz.—		4,693 14	
	Stockton - - -	1,643 14		
	Norton - - -	215 12		
	Middlesbro' - - -	2,541 0		
	West Hartlepool - - -	38 8		
	Cargo Fleet - - -	255 0		
	DARLINGTON DISTRICT, viz.—		3,408 0	
	Darlington - - -	3,408 0		
	MIDLAND DISTRICT, viz.—		995 6	
	Leeds - - -	995 6		
	HULL DISTRICT, viz.—		4 7	
	Hull - - -	4 7		
Total - - -		- - -	27,907 11	

	Quantities.	Value.
CUMBERLAND.		
Hæmatite Iron Ore Mines around WHITEHAVEN—	Tons. cwt.	£ s. d.
Red Hæmatite - - -	690,083 0	414,083 0 0
ALSTON MOOR—		
Brown Hæmatite - - -	891 15	445 17 6
Total Produce of Cumberland - - -	690,974 15	414,528 17 6

The HÆMATITE ORE of WHITEHAVEN was distributed as follows:—

		Tons.
To SOUTH WALES - - -	- - -	257,174
„ STAFFORDSHIRE AND NORTH WALES by ship	- - -	25,000
„ Do. do. by rail -	- - -	4,587
„ SCOTLAND by ship	- - -	54,000
„ Do. by rail -	- - -	95,752
„ NEWCASTLE AND CLEVELAND DISTRICT -	- - -	61,620
IRON WORKS:		
Cleator Moor - - -	- - -	191,950
Workington and Harrington - - -	- - -	
Total - - -	- - -	690,083

Durham iron ore record (p.65) in 1863, pub 1864

65 IRON ORE RETURNS.				
Hæmatite Iron Ore sent from the WHITEHAVEN and ALSTON MOOR Districts in the Year 1863.				
	Quantities.	Value.		
WHITEHAVEN—	Tons.	£	s.	d.
Quantity shipped at Whitehaven - - -	336,174	201,705	0	0
Quantity sent out of District by Railway - - -	161,959	97,208	0	0
Quantity used at the Iron Works of CLEATOR MOOR, WORKINGTON, and HARRINGTON - - -	191,950	115,170	0	0
ALSTON MOOR—	690,083	414,083	0	0
Quantity sent by Railway - - -	891	445	17	6
Total - - -	690,974	414,528	17	6

The NORTH-EASTERN Railways carried:—

WHITEHAVEN Ore - - -	NEWCASTLE DISTRICT, viz.—	Tons. cwt.	Tons. cwt.
	Consett - - -	49,517 4	
	Redheugh - - -	1,885 19	
	Blaydon - - -	6,331 2	
	Wylam - - -	1,753 0	
	Jarrow - - -	104 11	59,591 16
	STOCKTON DISTRICT, viz.—		
	Middlesbro' - - -	571 0	
	Cargo Fleet - - -	774 0	1,345 0
	DARLINGTON DISTRICT, viz.—		
	Etherley - - -	684 0	684 0
	Total - - -	- - -	61,620 16

NORTH WALES.

District or Mine.	Character of Ore.	Quantities.	Value.
		Tons. cwt.	£ s. d.
DENBIGH-SHIRE.	Broughton - - -	Argillaceous Carbonate 750 0	9,640 13 0
	Bryn Maley - - -	800 0	
	Wynn Hale - - -	500 0	
	New British - - -	5,000 0	
FLINT-SHIRE.	Garden Lodge - - -	500 0	345 0 0
	Sundries - - -	20,000 0	
	Prestatyn - - -	Brown Hæmatite 732 0	
	Total of North WALES - - -	28,282 0	9,985 13 0

* No Returns have been received.

MEMOIRS	
OF THE	
GEOLOGICAL SURVEY OF GREAT BRITAIN	
AND OF THE	
MUSEUM OF PRACTICAL GEOLOGY.	
MINERAL STATISTICS	
OF THE	
UNITED KINGDOM OF GREAT BRITAIN	
AND IRELAND,	
FOR THE YEAR 1864.	
WITH AN APPENDIX.	
BY ROBERT HUNT, F.R.S.,	
KEEPER OF MINING RECORDS.	
PUBLISHED BY ORDER OF THE LORDS COMMISSIONERS OF HER MAJESTY'S TREASURY.	
LONDON:	
PRINTED FOR HER MAJESTY'S STATIONERY OFFICE:	
PUBLISHED BY	
LONGMANS, GREEN, READER, & DYER;	
AND BY	
EDWARD STANFORD, 6, CHARING CROSS, S.W.	
1865.	
[Price 2s.]	

12287.

Weardale blast furnaces in 1864, pub 1865

64

IRON MANUFACTURE RETURNS.

Details of BLAST FURNACES in Blast, and of the Quantities of Pig IRON
made in 1864.

ENGLAND.

No.	Names of Works.	Owners.	Furnaces built.	Furnaces in blast.	Pig Iron made.
					Tons.
NORTHUMBERLAND.					
1	Bedlington - -	Bedlington Iron Company -	2	0	
2	Brinkburn - -	Brinkburn Iron Company -	2	0	
3	Haltwhistle - -	Joseph Beasley, jun. -	1	0	
4	Hareshaw - -	Hareshaw Iron Company -	3	0	
5	Lemington-on-Tyne -	Bulmer and Co -	2	1	
6	Walker - -	Losh, Wilson, and Bell -	4	3	
7	Wallsend - -	Jarrow Iron Company -	2	2	
8	Wylam - -	Bell Brothers - -	1	1	
Total of NORTHUMBERLAND			17	7	55,467
DURHAM.					
1	Acklam - -	Stevenson, Wilson, Jaques, & Co. -	3	0	
2	Birtley - -	Birtley Iron Company -	3	2	
3	Bradley - -	Consett Iron Co. -	17	7	
4	Consett - -	Do. - -			
5	Crook Hall - -	Do. - -			
6	Port Clarence - -	Bell Brothers - -	6	5	
7	Felling - -	H. L. Pattinson and Co. -	2	2	
8	Ferry Hill - -	Rosedale and Ferry Hill Co. -	3	2	
9	Jarrow - -	Jarrow Iron Company -	4	3	
10	Middleton - -	Middleton Iron Company -	2	0	
11	Norton - -	Warners, Lucas, and Barrett -	3	3	
12	South Durham - -	South Durham Iron Company -	3	3	
13	Stanhope - -	Weardale Iron Company -	6	5	
14	Towlaw - -	Do. - -			
15	Stockton-on-Tees -	Stockton Iron Company -	3	3	
16	Thornaby (Stockton) -	W. Whitwell & Co. -	3	3	
17	Vane and Seaham -	Earl Vane - -	2	2	
18	Washington - -	Washington Iron Company -	1	1	
19	Wear - -	Bells, Hawks, and Co. -	1	1	
Total of DURHAM -			62	42	466,980
YORKSHIRE.					
1	Beck Holes - -	Whitby Iron Company -	2	1*	
2	Cargo Fleet - -	Swan, Straubenzie, Cotes, and Company. -	2	0	
NORTH RIDING OR CLEVELAND DISTRICT.					
3	Clay Lane - -	Clay Lane Iron Company -	6	6†	
4	Cleveland - -	Bolecow and Vaughan -	13	13	
5	Middlesbro' - -	Do. - -			
6	Witton Park - -	Do. - -			
7	Grosmont - -	Chas. and Thomas Bagnall -	2	2‡	
8	Newport - -	B. Samuelson and Company -	3	3§	
9	Normanby - -	Jones, Dunning, and Co. -	3	2	
10	Ormesby - -	Cochrane and Co. -	4	4	
11	South Bank - -	South Bank Iron Company -	3	3	
12	Tees - -	Gülkes, Wilson, Pease, & Co. -	7	5	
13	Tees Side - -	Hopkins and Co. -	2	2	
Total of NORTH RIDING -			47	41	409,106

* Beck Holes, not working for some months.

† Clay Lane, 6 in blast from July to December.

‡ Grosmont, in blast part of the year only.

§ Newport, blown in in August.

* Beck Holes, not working for some months.
† Clay Lane, 6 in blast from July to December.
‡ Grosmont, in blast part of the year only.
§ Newport, blown in in August.

Durham iron ore record (p.57) in 1864, pub 1865

IRON ORE RETURNS.				
RAILWAY DISTRIBUTION of CLEVELAND ORE carried by NORTH-EASTERN RAILWAY.				
From	To	Weight to each District.	Total Weight.	
		Tons. cwt.	Tons. cwt.	
CLEVELAND DISTRICT, <i>via</i> STOCKTON AND DARLINGTON RAILWAY.	NEWCASTLE DISTRICT, viz.—			
	Consett - - - -	118,865 0		
	Wylam - - - -	9,010 0		
	Seaham - - - -	24,403 0		
	Jarrow - - - -	8,624 0		
	Washington - - -	33,779 0		
	Felling - - - -	46,382 0		
	Birtley - - - -	33,364 0	274,427	0
	DARLINGTON DISTRICT, viz.—			
	Darlington - - -	84,890 0		
	Ferryhill - - - -	2,874 0		
	Tow Law - - - -	19,952 0		
	Witton Park - - -	136,313 0	244,029	0
	STOCKTON DISTRICT, viz.—			
	Stockton - - - -	6,932 0		
	Norton - - - -	51,674 0		
	Normanby - - - -	70,442 0		
	Middlesborough -	105,869 0		
	Cargo Fleet - - -	223,364 0		
	Thornaby - - - -	119,104 0		
	Newport - - - -	63,919 0	641,304	0
CLEVELAND DISTRICT, <i>via</i> NORTH YORKSHIRE AND CLEVELAND RAILWAY.	NEWCASTLE DISTRICT, viz.—			
	Seaham - - - -	22,792 15		
	South Shields - -	72 0	22,794	15
	DARLINGTON DISTRICT, viz.—			
	Ferryhill - - - -	76,236 14		
WHITBY DISTRICT -	Witton Park - - -	22,439 1	98,675	15
	STOCKTON DISTRICT, viz.—			
	Stockton - - - -	58,149 5		
	Norton - - - -	8,800 16		
	Middlesborough -	69,387 2		
SOUTH -	Newport - - - -	445 18	136,783	1
	WHITBY DISTRICT, viz.—			
	Whitby - - - -	16,970 18		
NEWCASTLE DISTRICT, viz.—	Beck Holes - - -	17,703 16	34,674	14
	Fence Houses - -	490 0		
	STOCKTON DISTRICT, viz.—			
	Middlesborough -	333 15	823	15
Total		- - -	1,453,512	3
District or Mine.	Character of Ore.	Quantity.	Money Value.	
		Tons. cwt. qrs.	£	s. d.
NORTHUMBERLAND AND DURHAM.	WEARDALE,* NEWCASTLE, AND DARLINGTON DISTRICTS -	Spathose Ore and Argillaceous Carbonates } 175,500 0 0	52,650	0 0

* See Appendix for a list of the mines in Weardale producing Spathose Ore.

Durham iron ore record (p.58) in 1864, pub 1865

IRON ORE RETURNS.				
IRON ORE conveyed by the NORTH-EASTERN RAILWAY in the Year 1864.				
From	To	Weight to each District.	Total Weight.	
		Tons. cwt.	Tons. cwt.	
NORTHUMBERLAND and District of NEWCASTLE AND CARLISLE RAILWAY.	NEWCASTLE DISTRICT, viz.—			
	Wylam - - - -	2,027 17		
NEWCASTLE DISTRICT -	Blaydon - - - -	747 3	2,775	0
	NEWCASTLE DISTRICT, viz.—			
DARLINGTON DISTRICT -	Consett - - - -	30 0		
	Millfield - - - -	192 15	222	15
DARLINGTON DISTRICT, viz.—	Darlington - - -	52 0		
	Witton - - - -	636 0		
STOCKTON DISTRICT, viz.—	Stanhope - - - -	5,462 0		
	Tow Law - - - -	111,317 0		
MIDDLESBOROUGH DISTRICT, viz.—	Ferryhill - - - -	129 0	117,596	0
	Middlesboro' - - -	771 0		
ESTON DISTRICT, viz.—	Eston - - - -	385 0		
	Cargo Fleet - - -	48 0		
NEWCASTLE DISTRICT, viz.—	Newport - - - -	4 0	1,208	0
	Consett - - - -	36 0	36	0
Total		- - -	121,837	15
District or Mine.	Character of Ore.	Quantity.	Money Value.	
		Tons. cwt.	£	s. d.
LANCASHIRE.	From the Iron Mines around and near Ulverstone. (See Appendix.)	Red Hæmatite - 691,421 15	345,710	6 6
RAILWAY DISTRIBUTION of LANCASHIRE Iron Ore by the FURNACE Railways.				
Shipped at Barrow		- - -	224,729	13
<i>Via</i> Ulverstone		- - -	223,431	18
To Hindpool Furnaces		- - -	239,523	0
To Duddon Furnaces		- - -	430	14
Total		- - -	688,115	5
Shipped at Ulverstone Canal		- - -	3,306	10
Total		- - -	691,421	15
Of this there passed on to the MIDLAND RAILWAY 17,436 tons.				

Durham iron ore record (p.59) in 1864, pub 1865

IRON ORE RETURNS.

59

Carried by NORTH-EASTERN RAILWAY.

From	To	Weight to each District,	Total Weight.
		Tons. cwt.	Tons. cwt.
ULVERSTONE ORE -	NEWCASTLE DISTRICT, viz.—		
	Consett -	13,321 0	
	South Shields -	2,787 13	
	Millfield -	594 16	
	Felling -	190 9	
	Fence Houses -	46 7	
	Bedlington -	158 12	
	Newcastle -	62 15	16,991 12
	DARLINGTON DISTRICT, viz.—		
	Darlington -	10,775 0	10,775 0
	STOCKTON DISTRICT, viz.—		
	Stockton -	1,798 8	
	Norton -	298 19	
	West Hartlepool -	26 2	
	Middlesbro' -	3,801 0	
	Cargo Fleet -	483 0	
	Newport -	295 0	
	Eston -	240 0	6,942 9
	HULL DISTRICT, viz.—		
	Hull -	10 16	10 16
Total	-	-	34,719 17

The HÆMATITE ORE OF WHITEHAVEN was distributed as follows :—

		Tons.	Tons.
To SOUTH WALES	by ship	276,020	
„ STAFFORDSHIRE, LANCASHIRE, AND NORTH WALES	by ship	39,898	
„ Do. do.	by rail -	2,896	
„ SCOTLAND	by ship	21,593	
„ Do.	by rail -	116,357	
„ NEWCASTLE AND CLEVELAND DISTRICT „	-	91,917	
IRON WORKS :			
Cleator Moor	-	-	
Workington, &c.	-	-	235,491
Total	-	-	784,174
HOTBARROW IRON Ore shipped on the DUDDON	-	55,825	
Do. sent by railway	-	23,168	78,993
Total	-	-	863,167

Durham iron ore record (p.60) in 1864, pub 1865

IRON ORE RETURNS.			
Hæmatite Iron Ore produced in CUMBERLAND in the Year 1864.			
	Quantities,	Value.	
	Tons.	£	s. d.
WHITEHAVEN—			
Quantity shipped at Whitehaven	337,513	210,945	12 6
Quantity sent out of District by Railway	211,170	131,981	5 0
Quantity used at the Iron Works	235,491	147,181	17 6
ALSTON MOOR	500	175	0 0
HOTBARROW MINE—			
Shipped on the Duddon	55,825	27,912	10 0
Sent by Railway	23,168	11,584	0 0
Total	863,667	529,780	5 0
The NORTH-EASTERN Railways carried :—			
From.	To	Weight to each District.	Total Weight.
		Tons. cwt.	Tons. cwt.
WHITEHAVEN Ore -	NEWCASTLE DISTRICT, viz.—		
	Consett -	73,348 16	
	Jarrow -	4,039 9	
	Felling -	44 14	
	Wallsend -	557 17	
	Blaydon -	7,796 15	
	Wylam -	1,517 7	
	Redheugh -	1,996 13	
	Millfield -	666 15	
	Bedlington -	258 14	90,227 0
	STOCKTON DISTRICT, viz.—		
	Middlesbro' -	577 0	577 0
	HULL DISTRICT, viz.—		
	Hull -	7 2	7 2
	Total -	-	90,811 2
NORTH WALES.			
District or Mine.	Character of Ore.	Quantities.	Value.
		Tons. cwt.	£ s. d.
DENBIGH-SHIRE.	Broughton -	-	
	Bryn Maley -	-	
	Wynn Hall -	-	
	New British -	-	
	Garden Lodge -	-	
	Sundries -	-	
	Estimated -	-	
FLINT-SHIRE.	Cwm Mountain. Sent from Prestatyn Station -	5,377 0	2,554 1 6
	Total of NORTH WALES -	29,127 0	9,835 12 6

Weardale Iron Mines at work in 1864, pub 1865

IRON MINES.

147

No.	Name of Mine.	Situation.	Name of Proprietor or Company.	Name of Manager or Agent.
18	Lamplugh	Whitehaven 1 Mine	Schneider, Hannay, & Co.	Matthew Floyd.
19	Ditto	Ditto 1 "	Tosh and Co.	—
20	Langhorne	Ditto 2 "	S. and J. Lindow.	Jas. Kitchin.
21	Millom	Broughton in Furness	Millom Mining Co.	Jas. Barratt.
22	Millyent	Whitehaven 1 Mine	Massicks and Co.	S. Robertson.
23	Mowbray	Ditto 1 "	Ditto	Andrew Russell.
24	Parkside	Ditto 7 "	Fisher, Dees, Fletcher, and Musgrave.	Moses Mawson.
25	Salter	Ditto 1 "	Salter Mining Co.	—
26	Todholes	Ditto 1 "	John Sterling.	Wm. Miller.
27	Winder	Ditto 1 "	S. and J. Lindow.	Jas. Kitchin.
28	Woodend	Ditto 2 "	T. H. Attwood & Sons.	Thos. Musgrave.
29	Waterblean	Millom 1 "	Jno. Tyson	Jas. Barratt.
30	Yeathouse	Whitehaven 1 "	Fletcher, Miller, & Co.	Jno. Irwine.

DURHAM AND NORTHUMBERLAND.

1	Slit Pasture	Weardale	Weardale Iron Co.	W. H. Ware.
2	Rowan Tree	Ditto	Ditto	Ditto.
3	Heights	Ditto	Ditto	Ditto.
4	West Slit	Ditto	Ditto	Ditto.
5	North Grain	Ditto	Ditto	Ditto.
6	Rispey	Ditto	Ditto	Ditto.
7	Allergill	Ditto	Allergill Mining Co.	J. T. Bell.
8	Stanhope Burn	Ditto	Weardale Iron Co.	W. H. Ware.

WALES.

GLAMORGANSHIRE.

1	Bute Haematite	Llantrissant	Levick, Simpson, & Co.	Daniel Evans.
2	Hendy	Ditto	Hendy Mining Co.	John Williamson.
3	Maendy	Ditto	James Brown	David Davies.
4	Llanharry	Ditto	John Bethell and Co.	James A. Brain.
5	Llwyn Sae	Ditto	Earl of Shrewsbury and John Peters.	Gibbs.
6	Mwyndy	Ditto	Mwyndy Iron Ore Co.	William Vivian.
7	Wenvoe	Cardiff	Wenvoe Iron Ore Co.	James Cadman.

NORTH WALES.

1	Prestatyn	Rhyl	—	—
2	Cwm Mountain	St. Asaph	—	—
3	Ditto	Carnarvon	—	—

ISLE OF MAN.

1	Maughold Lead	Douglas	The Crown.	—
2	Ballajora	Ditto	Ditto.	—

IRELAND.

1	Ballymurtagh	Wicklow	The Wicklow Mining Co.	Edward Barnes.
2	Ballycastle	Antrim	Ballycastle Iron M. Co.	E. Sheppard.

K 2

Mineral Statistics for 1865, pub 1866

from <http://pubs.bgs.ac.uk/publications.html?pubID=B02462>

MEMOIRS

OF THE

GEOLOGICAL SURVEY OF GREAT BRITAIN

AND OF THE

MUSEUM OF PRACTICAL GEOLOGY.



MINERAL STATISTICS

OF THE

UNITED KINGDOM OF GREAT BRITAIN

AND IRELAND,

FOR THE YEAR 1865.

WITH AN APPENDIX.

BY ROBERT HUNT, F.R.S.,

KEEPER OF MINING RECORDS.

PUBLISHED BY ORDER OF THE LORDS COMMISSIONERS OF HER MAJESTY'S TREASURY.

LONDON:

PRINTED FOR HER MAJESTY'S STATIONERY OFFICE

PUBLISHED BY

LONGMANS, GREEN, READER, & DYER;

AND BY

EDWARD STANFORD, 6, CHARING CROSS, S.W.

1866.

[Price 2s. 6d.]

15714.

Weardale blast furnaces in 1865, pub 1866

IRON MANUFACTURE RETURNS.

71

Details of BLAST FURNACES in Blast, and of the make of Pig IRON in 1865.

ENGLAND.

No.	Names of Works.	Owners.	Furnaces built.	Furnaces in blast.	Pig Iron made.
					Tons.
NORTHUMBERLAND.	1 Bedlington - -	Bedlington Iron Company -	2	0	
	2 Brinkburn - -	Brinkburn Iron Company -	2	0	
	3 Haltwhistle - -	Joseph Beasley, jun. -	1	0	
	4 Elswick - -	The Elswick Iron Company -	2	2	
	5 Hareshaw - -	Hareshaw Iron Company -	3	0	
	6 Lemington-on-Tyne -	Bulmer and Co -	2	1	
	7 Walker - -	Losh, Wilson, and Bell -	3	2	
	8 Wallsend - -	Palmer's Shipbuilding and Iron Company.	2	0	
	9 Wylam - -		1	0	
	Total of NORTHUMBERLAND		18	7	49,290
DURHAM.	1 Acklam, <i>Middlesbro'</i> -	Stevenson, Jaques, & Co. -	3	1	
	2 Birtley, <i>Chester-le-Street.</i>	Birtley Iron Company -	3	2	
	3 Bradley - -	Consett Iron Co. Limited -			
	4 Consett, <i>Gateshead</i> -	Do. - - -	17	7	
	5 Crook Hall - -	Do. - - -			
	6 Clarence, <i>Port Clarence</i>	Bell Brothers & Co. -	6	6	
	7 Felling - -	H. L. Pattinson and Co. -	2	0	
	8 Ferry Hill - -	Rosedale and Ferry Hill Co. -	6	6	
	9 Jarrow - -	Palmer's Shipbuilding and Iron Company.	4	3	
	10 Middleton, <i>Darlington</i>	Middleton Iron Company -	2	2*	
	11 Norton - -	Norton Iron Co., (<i>Limited</i>) -	3	3	
	12 South Durham, <i>Darlington.</i>	South Durham Iron Company	3	3†	
	13 Stanhope - -	Weardale Iron Company (<i>Limited</i>).	1	—	
	14 Towlaw - -	Do. - - -	5	5‡	
	15 Stockton-on-Tees -	Stockton Iron Company -	3	3	
	16 Thornaby, <i>Stockton</i> -	William Whitwell & Co. -	3	3	
	17 Vane and Seaham -	Eastbane - - -	2	2	
	18 Washington - -	Washington Iron Company -	1	0	
	19 Wear, <i>Washington</i> -	Bells, Hawks, and Co. -	1	1	
	Total of DURHAM -		65	47	476,767
YORKSHIRE. NORTH RIDING OR CLEVELAND DISTRICT.	1 Beek Holes - -	Whitby Iron Company -	2	0	
	2 Cargo Fleet - -	Levan, Coates, and Company.	2	0§	
	3 Clay Lane, <i>Eston Junction.</i>	Clay Lane Iron Company -	6	6	
	4 Cleveland - -	Bolchow and Vaughan (<i>Limited</i>) -	18	17‡	
	5 Middlesbro' - -				
	6 Witton Park - -	C. and T. Bagnall -	2	2	
	7 Grosmont - -				
	8 Newport - -	B. Samuelson and Company	4	4	
	9 Normanby, <i>Middlesbro'</i>	Jones, Dunning, and Co. -	3	3	
	Carried forward -		37	32‡	

* From September to end of year.
† Three parts of the year, two only the remainder,
‡ Four part of the year.
§ Ready to blow in.
|| Four three months, three nine months.

Durham iron ore record (p.64) in 1865, pub 1866

IRON ORE RETURNS.

64

DISTRIBUTION OF YORKSHIRE IRON ORE.

From	To	Weight to each District.	Total Weight.
		Tons. cwt.	Tons. cwt.
CLEVELAND DISTRICT, <i>via</i> STOCKTON AND DARLINGTON RAILWAY.	NEWCASTLE DISTRICT, <i>viz.</i> —		
	Consett - - -	67,167 0	
	Washington - - -	31,114 0	
	Elswick - - -	5,383 0	
	Seaham - - -	13,902 10	
	Jarrow - - -	2,854 0	
	Birtley - - -	21,904 0	142,224 10
	DARLINGTON DISTRICT, <i>viz.</i> —		
	Darlington - - -	87,507 0	
	Ferryhill - - -	3,009 0	
	Tow Law - - -	16,748 0	
	Witton Park - - -	103,284 1	210,548 0
	STOCKTON DISTRICT, <i>viz.</i> —		
	Stockton - - -	26,277 7	
	Norton - - -	52,294 0	
	Normanby - - -	263,358 7	
	Middlesborough - -	271,440 9	
	Thornaby - - -	123,769 0	
	Newport - - -	126,293 0	
	Cargo Fleet - - -	106,954 0	
	Linthorpe - - -	56,750 0	
	Middleton - - -	12,629 4	
CLEVELAND DISTRICT, <i>via</i> NORTH YORKSHIRE AND CLEVELAND RAILWAY.	Eston - - -	676 0	
	Port Clarence - - -	142,189 14	
	Acklam - - -	2,105 0	1,184,736 1
	CLEVELAND DISTRICT, <i>viz.</i> —		
	Brotton - - -	—	30
	NEWCASTLE DISTRICT, <i>viz.</i> —		
	Newcastle - - -	2,861 14	
	Seaham - - -	12,323 0	
	Jarrow - - -	602 4	15,786 18
	DARLINGTON DISTRICT, <i>viz.</i> —		
	Ferryhill - - -	109,513 1	
	Witton Park - - -	42,503 6	152,016 7
	STOCKTON DISTRICT, <i>viz.</i> —		
	Stockton - - -	31,706 10	
	Norton - - -	7,237 14	
	Middlesborough - -	14,368 5	
	Cargo Fleet - - -	9,806 17	
	Middleton - - -	2,991 15	66,111 1
	CLEVELAND DISTRICT, <i>viz.</i> —		
	East Rosedale - - -	—	1,716 17
	Total - - -	—	1,773,141 4

NORTHUMBERLAND AND DURHAM.	District or Mine.	Character of Ore.	Quantity.	Money Value.
	WEARDALE, NEWCASTLE, AND DARLINGTON DISTRICTS -	Spathose Ore and Argillaceous Carbonates	Tons. cwt. grs. 120,000 0 0	£ s. d. 30,000 0 0

Durham iron ore record (p.65) in 1865, pub 1866

IRON ORE RETURNS.

65

IRON ORE conveyed by the NORTH-EASTERN RAILWAY in the Year 1865.

From	To	Weight to each District.	Total Weight.
NORTHUMBERLAND and District of NEWCASTLE AND CARLISLE RAILWAY.	NEWCASTLE DISTRICT, viz.—	Tons. cwt.	Tons. cwt.
DARLINGTON DISTRICT -	Blaydon - - -	—	2,787 16
	DARLINGTON DISTRICT, viz.—		
	Darlington - - -	109 0	
	Witton Park - - -	316 0	
	Tow Law - - -	97,560 0	
	Stanhope - - -	426 0	98,411 0
	STOCKTON DISTRICT, viz.—		
	Middlesboro' - - -	111 0	
	Eston - - -	276 0	
	Normanby - - -	176 0	563 0
	NEWCASTLE DISTRICT, viz.—		
	Consett - - -	—	93 0
	Total - - -	—	101,854 16

District or Mine.	Character of Ore.	Quantity.	Money Value.
Iron Mines in Furness (for List see Appendix).	Red Hæmatite -	Tons. cwt. 607,439 5	£ s. d. 303,719 10 0

LANCASHIRE.

DISTRIBUTION OF THE LANCASHIRE IRON ORES.

THE FURNESS RAILWAYS.

STATEMENT OF IRON ORE TRAFFIC for the Year 1865.

	Tons. cwt.
Shipped at Barrow - - -	181,767 19
Via Ulverstone - - -	172,888 0
To Hindpool Furnaces - - -	249,344 0
To Duddon Furnaces - - -	350 6
	604,350 5
Shipped at Ulverstone Canal - - -	3,089 0
	607,439 5

Carried by NORTH-EASTERN RAILWAY.

From	To	Weight to each District.	Total Weight.
ULVERSTONE ORE -	NEWCASTLE DISTRICT, viz.—	Tons. cwt.	Tons. cwt.
	Newcastle - - -	256 3	
	Gateshead - - -	76 19	
	South Shields - - -	1,264 14	
	Carrhouse - - -	9,772 7	11,370 3
	DARLINGTON DISTRICT, viz.—		
	Darlington - - -	—	11,708 0
	STOCKTON DISTRICT, viz.—		
	Stockton - - -	2,637 5	
	South Stockton - - -	1,148 0	
	Hartlepool - - -	1,313 17	
	West Hartlepool - - -	1,105 15	
	Newport - - -	1,999 0	
	Middlesboro' - - -	791 0	
	Thornaby - - -	371 0	9,365 17
	HULL DISTRICT, viz.—		
	Hull - - -	—	23 7
	Total - - -	—	32,467 7

E

Durham iron ore record (p.67) in 1865, pub 1866

IRON ORE RETURNS.			
SEABORNE IRON ORE, taken from the Ports and carried by the NORTH-EASTERN Railway :—			
From.	To	Weight to each District.	Total Weight.
LANDED AT TYNE DOCK -	DARLINGTON DISTRICT, viz.—	Tons. cwt.	Tons. cwt.
	Ferryhill - - -	—	5,849 8
	STOCKTON DISTRICT, viz.—		
	Stockton - - -	8 1	
	West Hartlepool - - -	6 2	
	Thornaby - - -	260 0	274 3
	SOUTHERLAND, SOUTH DOCK.		
	DARLINGTON DISTRICT, viz.—		
	Ferryhill - - -	—	367 13
	MIDDLESBORO' WHARF -		
	DARLINGTON DISTRICT, viz.—		
	Darlington - - -	—	703 0
WHITEHAVEN ORE -	STOCKTON DISTRICT, viz.—		
	Eston - - -	2,421 0	
	Witton Park - - -	2,279 0	
	Middlesboro' - - -	1,943 0	
	Normant - - -	139 0	
	Newport - - -	530 0	
	Norton - - -	3,162 14	
	South Stockton - - -	151 0	
	Cargo Fleet - - -	7 0	10,632 14
	NEWCASTLE DISTRICT, viz.—		
	Newcastle - - -	7 0	
	Consett - - -	6 0	13 0
WHITBY DISTRICT -	NEWCASTLE DISTRICT, viz.—		
	Newcastle - - -	759 0	
	Gateshead - - -	52 17	
	Tyne Dock - - -	7 15	
	Consett - - -	67,712 7	
	Jarrow - - -	8,644 12	
	Shotley Bridge - - -	3,193 19	
	Blaydon - - -	7,897 8	
	Redheugh - - -	565 18	
	Millfield - - -	120 18	88,956 16
	DARLINGTON DISTRICT, viz.—		
	Darlington - - -	107 0	
SOUTH -	Witton Park - - -	4,633 0	4,740 0
	STOCKTON DISTRICT, viz.—		
	Stockton - - -	30 0	
	Middlesboro' - - -	632 0	
	Newport - - -	385 0	
	Thornaby - - -	7 0	1,054 0
	HULL DISTRICT, viz.—		
	Hull - - -	—	37 0
	WHITBY DISTRICT, viz.—		
	Whitby - - -	14,114 0	
	Beck Holes - - -	21,269 12	35,383 12
	NEWCASTLE DISTRICT, viz.—		
	Fencehouses - - -	—	417 15
STOCKTON DISTRICT, viz.—	STOCKTON DISTRICT, viz.—		
	Stockton - - -	123 8	
	Middlesboro' - - -	1,833 0	
	Hartlepool - - -	33 5	1,989 13
	Total - - -	—	132,578 14

Weardale Iron Mines at work in 1865, pub 1866

262

IRON MINES.

No.	Name of Mine.	Situation.	Name of Proprietor or Company.	Name of Manager or Agent.
-----	---------------	------------	--------------------------------	---------------------------

CUMBERLAND.

1	Agnes Pit	Whitehaven, 1 Mine	Fletcher, Miller, & Co.	John Irwine.
2	Arledon Mining Co.	Ditto 1 "	Arledon Mining Co.	G. Lockart.
3	Birks	Ditto 2 "	Frizington Iron Ore Co.	Joseph Fearon.
4	Bigg Iron Ore Co.	Ditto 3 "	S. and J. Lindow.	Jas. Kitchen.
5	Bigg	Ditto 2 "	Plymouth Forge Co.	Jas. Davidson.
6	Ditto	Ditto 1 "	Wilsons, Peile, and Co.	Jno. Thompson.
7	Cleator	Ditto 3 "	Cleator Iron Ore Co.	Jno. Jenkins.
8	Crossfield	Ditto 1 "	Crossfield Mining Co.	Jno. Davidson.
9	Ditto	Ditto 2 "	John Sterling.	Wm. Miller.
10	Crowgarth	Ditto 1 "	Plymouth Forge Co.	James Davidson.
11	Eskett	Ditto 2 "	Eskett Ore Co.	Francis Mawson.
12	Eskett Park	Ditto 1 "	Brown, Stewart, Mas- sies, and Co.	Jno. Finlay.
13	Frizington Parks	Ditto 1 "	Eskett Ore Co.	Frances Mawson.
14	High House and	Ditto 3 "	S. W. Smith and Co.	Geo. Gardner.
15	Crossgill	Ditto 3 "	Hotbarrow Mining Co.	Barratt and Caine
16	Hotbarrow	Holborn Hill 3	Thos. Carmichael.	Self.
17	Knockmorton	Whitehaven, 1 "	Schneider, Hannay, & Co.	Matthew Floyd.
18	Lamplugh	Ditto 1 "	Tosh and Co.	Jas. Kitchen.
19	Ditto	Ditto 2 "	S. and J. Lindow.	Jas. Barratt.
20	Langhorne	Brough on in Furness	Millom Mining Co.	S. Robertson.
21	Millom	Whitehaven 1 Mine	Massicks and Co.	Andrew Russell.
22	Millveat	Ditto 1 "	Fisher, Dees, Fletcher, and Musgrave.	Moses Mawson.
23	Mowbray	Ditto 7 "	Salter Mining Co.	Wm. Miller.
24	Parkside	Ditto 1 "	John Sterling.	Jas. Kitchen.
25	Salter	Ditto 1 "	S. and J. Lindow.	Thos. Musgrave.
26	Todholes	Ditto 1 "	I. H. Atiwood & Sons.	Jas. Barratt.
27	Winder	Ditto 2 "	Jno. Tyson	Jno. Irwine.
28	Woodend	Millom 1 "	Fletcher, Miller, & Co.	
29	Waterblean	Whitehaven 1 "		
30	Yeathouse			

DURHAM AND NORTHUMBERLAND.

1	Slit Pasture	Weardale	Weardale Iron Co.	W. H. Ware.
2	Rowan Tree	Ditto	Ditto	Ditto.
3	Heights	Ditto	Ditto	Ditto.
4	West Slit	Ditto	Ditto	Ditto.
5	North Grain	Ditto	Ditto	Ditto.
6	Rispey	Ditto	Ditto	Ditto.
7	Allergill	Ditto	Allergill Mining Co.	J. T. Bell.
8	Stanhope Burn	Ditto	Weardale Iron Co.	W. H. Ware.

WALES.

GLAMORGANSHIRE.

1	Bute Hematite	Llantrissant	Levick, Simpson, & Co.	Daniel Evans.
2	Hendy	Ditto	Hendy Mining Co.	John Williamson.
3	Maendy	Ditto	James Brown	David Davies.
4	Llanharry	Ditto	John Bethell and Co.	James A. Brain.
5	Llwyn Saer	Ditto	Earl of Shrewsbury and John Peters.	Gibbs.
6	Mwyndy	Ditto	Mwyndy Iron Ore Co.	William Vivian.
7	Wenvoe	Cardiff	Wenvoe Iron Ore Co.	James Cadman.

NORTH WALES.

1	Prestatyn	Rhyl.		
2	Cwm Mountain	St. Asaph.		
3	Ditto	Carnarvon.		

ISLE OF MAN.

2	Maughold Lead	Douglas	The Crown.	
1	Ballajora	Ditto	Ditto.	

IRELAND.

1	Ballymurtagh	Wicklow	The Wicklow Mining Co.	Edward Barnes.
2	Ballycastle	Antrim	Ballycastle Iron M. Co.	E. Sheppard.

Mineral Statistics for 1866, pub 1867

from <http://pubs.bgs.ac.uk/publications.html?pubID=B02463>

MEMOIRS

OF THE

GEOLOGICAL SURVEY OF GREAT BRITAIN

AND OF THE

MUSEUM OF PRACTICAL GEOLOGY.

MINERAL STATISTICS

OF THE

UNITED KINGDOM OF GREAT BRITAIN

AND IRELAND,

FOR THE YEAR 1866.

WITH AN APPENDIX.

BY ROBERT HUNT, F.R.S.,

KEEPER OF MINING RECORDS.

PUBLISHED BY ORDER OF THE LORDS COMMISSIONERS OF
HER MAJESTY'S TREASURY.

LONDON:

PRINTED FOR HER MAJESTY'S STATIONERY OFFICE:

PUBLISHED BY

LONGMANS, GREEN, READER, & DYER;

AND BY

EDWARD STANFORD, 6, CHANCING CROSS, S.W.

1867.

[Price 2s.]

18929.

Weardale blast furnaces in 1866, pub 1867

IRON MANUFACTURE RETURNS.

67

DETAILS of BLAST FURNACES in Blast, and of the MAKE of PIG IRON in the Year 1866.

ENGLAND.

No.	Names of Works.	Owners.	Furnaces built.	Furnaces in blast.	Pig Iron made, Tons.
NORTHUMBERLAND.					
1	Bedlington - -	Bedlington Iron Company -	2	0	
2	Brinkburn - -	Brinkburn Iron Company -	2	0	
3	Haltwhistle - -	Joseph Beasley, jun. -	1	0	
4	Elswick - -	Sir W. Armstrong & Co. -	2	2	
5	Hareshaw - -	Hareshaw Iron Company -	3	0	
6	Lemington-on-Tyne -	Bulmer and Co. -	2	1	
7	Walker - -	Losh, Wilson, and Bell -	3	3*	
8	Wall send - -	Palmer's Shipbuilding and Iron Company (Limited.) -	2	0	
9	Wylam - -	Bell Brothers - -	1	0	
Total of NORTHUMBERLAND.			18	6	50,456
DURHAM.					
1	Acklam, <i>Middlesbro'</i> -	Stevenson, Jaques, & Co. -	3	3	
2	Birtley, <i>Chester-le-St.</i> -	Birtley Iron Company -	3	2	
3	Carlton, <i>Stockton</i> -	Bastow & Co. -	1	1	
4	Bradley - -	Consett Iron Co. (Limited) -	17	6	
5	Consett, <i>Gateshead</i> -	Do. - -			
6	Crook Hall - -	Do. - -			
7	Clarence - -	Bell Brothers & Co. -	8	7	
8	Felling - -	H. L. Pattinson and Co. -	2	0	
9	Ferry Hill - -	Rosedale and Ferry Hill Co. -	6	6	
10	Jarrow - -	Palmer's Shipbuilding and Iron Company (Limited.) -	5	5	
11	Middleton, <i>Darlington</i> -	Middleton Iron Company (Limited.) -	2	2	
12	Norton - -	Norton Iron Co. - -	4	3	
13	South Durham, <i>Darlington.</i> -	South Durham Iron Company -	3	2	
14	Stanhope - -	Weardale Iron and Coal Company (Limited.) -	1	0	
15	Towlaw - -	Do. - -	5	3	
16	Stockton-on-Tees -	Stockton Iron Company -	3	3	
17	Thornaby, <i>Stockton</i> -	William Whitwell & Co. -	3	3	
18	Vane and Seaham -	Earl Vane - -	2	0	
19	Washington - -	Washington Iron Company -	1	0	
20	Wear, <i>Washington</i> -	Bells, Hawks, and Co. -	1	1	
Total of DURHAM -			70	47	298,867
YORKSHIRE.					
1	Beek Holes - -	Whitby Iron Company -	2	0	
2	Cargo Fleet - -	Swan, Coates, and Company -	2	2†	
3	Clay Lane, <i>Eston Junction.</i> -	Clay Lane Iron Company -	6	6	
4	Cleveland - -	Bolchow and Vaughan (Limited) - -	18	16	
5	Middlesbro' - -				
6	Witton Park - -	Firth and Hodgson -	3	2	
7	Glaiddale, <i>Whitby</i> -				
8	Grosmont - -	Chas. and Thos. Bagnall -	2	2	
9	Newport - -	B. Samuelson and Company -	4	4‡	
10	Normanby, <i>Middlesbro'</i> -	James Dunning and Co. -	3	3	
Carried forward -			40	35	

* Three furnaces in blast for four months and two for three months.

† Two in blast to June 1866; since then none.

‡ Two furnaces in blast from June.

§ Three furnaces for first nine months, and two for remainder of year.

E 2

Durham iron ore record (p.61) in 1866, pub 1867

IRON ORE RETURNS,

61

District or Mine.	Character of Ore.	Quantity.	Money Value.
LANCASHIRE.	Furness, for List of Mines see Appendix.	Tons. cwt.	£ s. d.
		685,726 10	342,863 5 0

THIS IRON ORE WAS DISTRIBUTED AS FOLLOWS:

		Tons. cwt.	
Shipped at Barrow - -	-	161,773 2	
Viâ Ulverstone - -	-	188,701 0	
To Hindpool Furnaces - -	-	332,842 13	
To Duddon Furnaces - -	-	457 15	
By Ulverstone Canal - -	-	1,952 0	
		685,726 10	

District or Mine.	Character of Ore.	Quantity.	Money Value.
CUMBERLAND.	Whitehaven, for List of Iron Mines, see Appendix -	Tons. cwt.	£ s. d.
		706,505 0	459,228 5 0
	Hodbarrow on the Duddon -	131,542 0	78,925 0 0
Total produce of CUMBERLAND -		838,047 0	538,153 5 0

The WHITEHAVEN ORE was sent to the following places:—

		Tons.	
To SOUTH WALES - -	by ship -	142,121	
„ STAFFORDSHIRE, LANCASHIRE, AND NORTH WALES - -	by ship -	30,330	
„ SCOTLAND - -	by ship -	15,247	
„ STAFFORDSHIRE, LANCASHIRE, AND NORTH WALES - -	by rail -	23,865	
„ SCOTLAND - -	by rail -	142,254	
„ NEWCASTLE AND CLEVELAND -	by rail -	76,109	
USED AT IRON WORKS, CLEATOR MOOR, WORKINGTON, AND HARRINGTON - -		276,579	
Total of WHITEHAVEN ORE -		706,505	
HODBARROW ORE - -		131,542	
Total of CUMBERLAND -		838,047	

Durham iron ore record (p.62) in 1866, pub 1867

62

IRON ORE RETURNS.

	District or Mine.	Character of Ore.	Quantity.	Money Value.
			Tons. cwt. qrs.	£ s. d.
NORTHUMBERLAND AND DURHAM.	WEARDALE, NEWCASTLE, AND DARLINGTON DISTRICTS	Spathose Ore and Argillaceous Carbonates	105,000 0 0	27,250 0 0

WALES.

NORTH WALES.	Brymbo	Argillaceous Carbonate		
	Ffrwd	Do	55,690 0	16,707 0 0
	New British Works	Do		
	Vale of Clwyd*	Brown Hematite	992 8	298 0 0†
Total of North WALES			56,682 8	17,005 0 0
SOUTH WALES.	Bute Hematite	Brown Hematite	26,000 0	10,100 0 0
	Mwyndy, near Llantrissant	Do	41,387 0	14,485 9 0
	Dowlais	Argillaceous Carbonate	160,192 0	56,067 0 0
	Sirhowy	Do	69,003 6	24,151 0 0
	Ebbw Vale	Do	34,555 8	12,094 0 0
	Victoria	Do	20,091 5	7,031 17 0
	Amman	Do	9,963 0	3,487 0 0
	Hirwain	Do	7,500 0	2,625 0 0
Total of South WALES returned			368,691 19	130,041 6 0

* Sent from Prestatyn Station. † Estimated.

SCOTLAND.

COAL MEASURES	Argillaceous Carbonate, Black Band	Tons. cwt. qrs.	£ s. d.
		1,587,000 0	396,750 0 0

IRELAND.

		Tons. cwt. qrs.	£ s. d.
Ballycastle	Argillaceous Carbonate	9,821 0	2,455 5 0
Belfast Shipments	Black Band	9,688 0	2,422 0 0
LONDONDERRY	Iron Clay	160 0	40 0 0
Ballinass	Argillaceous Carbonate	1,006 0	251 10 0
Buncrana (Lough Swilly)	Do		
Dublin Shipments	Do	4,850 0	145 0 0
Total		25,525 0	5,313 15 0

Weardale Iron Mines at work in 1866, pub 1867

IRON MINES.

147

No.	Name of Mine.	Situation.	Name of Proprietor or Company.	Name of Manager or Agent.
20	Lamplugh	Whitehaven, 1 Mine	Tosh and Co.	
21	Langhorne	Do 2 "	S. and J. Lindow.	Jas. Kitchen.
22	Milom	Broughton in Furness	Milom Mining Co.	Jas. Barratt.
23	Millycat	Whitehaven, 1 Mine	Stewart, Brown, Tyson, and Co.	S. Robertson.
24	Mowbray	Do 1 "	Gibson, Cook, and Co.	Andrew Russell.
25	Parkside	Do 7 "	Fisher, Dees, Fletcher, and Musgrave.	Moses Mawson.
26	Salter	Do 1 "	Salter and Eskett Park Mining Co.	Francis Mawson.
27	Winder	Do 1 "	S. and J. Lindow.	Jas. Kitchen.
28	Woodend	Do 2 "	Bain, Blair, & Patterson	Thos. Musgrave.
29	Waterhead	Milom 1 "	Jno. Tyson	Jas. Barratt.
30	Yeathouse	Whitehaven 1 "	Fletcher, Miller, & Co.	Jno. Irvine.

DURHAM AND NORTHUMBERLAND.

1	Slit Pasture	Weardale	Weardale Iron Co.	W. H. Ware.
2	Rowan Tree	Do	Do	Do.
3	Helgates	Do	Do	Do.
4	West Slit	Do	Do	Do.
5	North Grain	Do	Do	Do.
6	Rispey	Do	Do	Do.
7	Allergill	Do	Allergill Mining Co.	J. T. Bell.
8	Stanhope Burn	Do	Weardale Iron Co.	W. H. Ware.

WALES.

GLAMORGANSHIRE.

1	Bute Hematite	Llantrissant	Levick, Simpson, & Co.	Daniel Evans.
2	Mwyndy	Do	Mwyndy Iron Ore Co.	William Vivian.

NORTH WALES.

1	Prestatyn	Rhyl.		
2	Cwm Mountain	St. Asaph.		
3	Do	Carnarvon.		

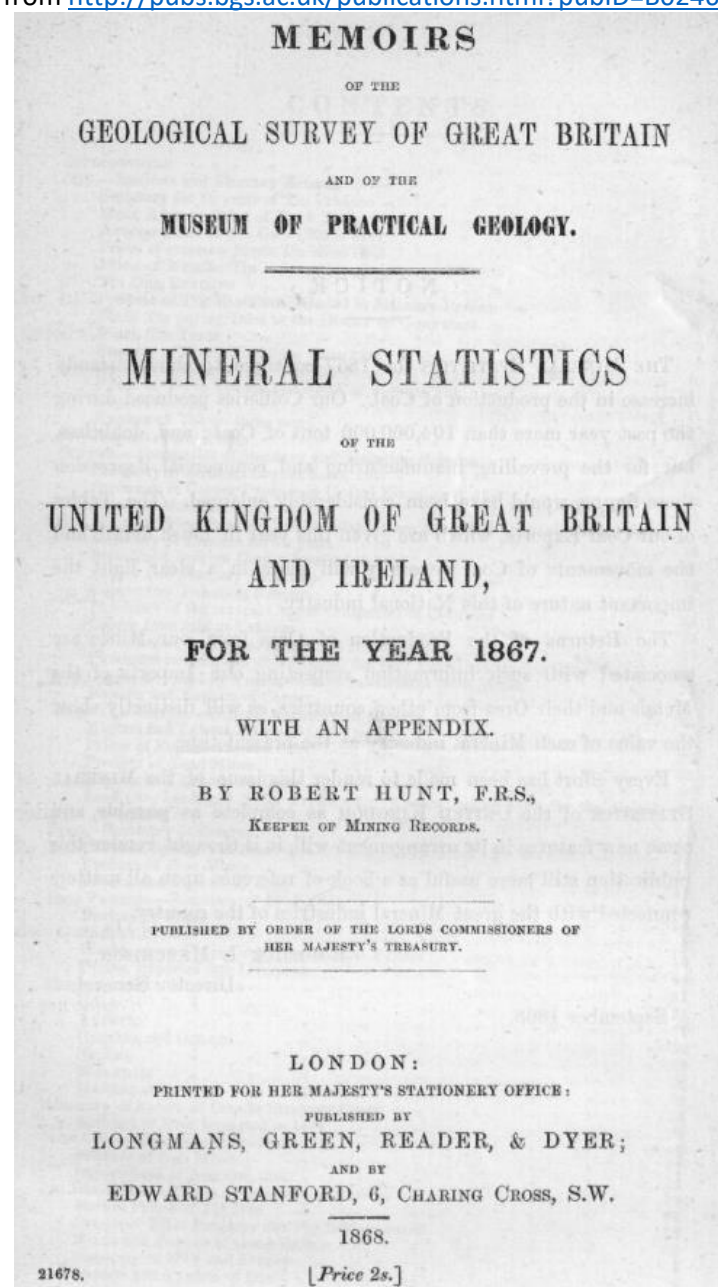
ISLE OF MAN.

1	Ballaajora	Douglas	The Crown.	
2	Managhoid Head	Do	Do	
3	Managhoid Dernane	North-east coast	Private Company	R. Rowe.
4	Managhoid Marbrick	Do.	Do.	Do.

IRELAND.

1	Ballymurtagh	Wicklow	The Wicklow Mining Co.	Edward Barnes.
2	Ballycastle	Antrim	Ballycastle Iron M. Co.	E. Sheppard.

K 2



72		IRON MANUFACTURE RETURNS.				
DETAILS OF BLAST FURNACES in Blast, and of the MAKE OF PIG IRON in the Year 1867.						
ENGLAND.						
No.	Names of Works.	Owners.	Furnaces built.	Furnaces in blast.	Pig Iron made.	Tons.
NORTHUMBERLAND.						
1	Bedlington - -	Bedlington Iron Company -	2	0		
2	Brinkburn - -	Brinkburn Iron Company -	2	0		
3	Haltwhistle - -	Joseph Beasley, junr -	1	0		
4	Elswick - -	Sir W. Armstrong & Co. -	2	2		
5	Hareshaw - -	Hareshaw Iron Company -	3	0		
6	Lemington-on-Tyne -	Bulmer and Co. -	2	1		
7	Walker - -	Losh, Wilson, and Bell -	3	0		
8	Wallsend - -	Palmer's Shipbuilding and Iron Company (<i>Limited</i>) }	2	0		
9	Wylam - -	Bell Brothers - -	1	0		
Total of NORTHUMBERLAND			18	3		31,027
DURHAM.						
1	Acklam, <i>Middlesbro'</i> -	Stevenson, Jaques, & Co. -	3	3		
2	Birtley, <i>Chester-le-St.</i> -	Birtley Iron Company -	3	0		
3	Carlton, <i>Stockton</i> -	Bastow & Co. -	1	1		
4	Bradley - -	Consett Iron Co. (<i>Limited</i>) }				
5	Consett, <i>Gateshead</i> -	Do. - - - -	17	5½		
6	Crook Hall - -	Do. - - - -				
7	Clarence - -	Bell Brothers & Co. -	8	7		
8	Felling, <i>Gateshead</i> -	H. L. Pattinson and Co. -	2	0		
9	Ferry Hill - -	Rosedale and Ferry Hill Iron Company (<i>Limited</i>).	7	6		
10	Jarrow - -	Palmer's Shipbuilding and Iron Company (<i>Limited</i>).	5	3		
11	Middleton, - -	Middleton Iron Company (<i>Limited</i>).	2	0		
12	Norton - -	Norton Iron Co. (<i>Limited</i>) -	4	2½*		
13	South Durham, <i>Dar- lington.</i> -	South Durham Iron Company	3	2†		
14	Stanhope - -	Weardale Iron and Coal Company (<i>Limited</i>).	6	3‡		
15	Towlaw - -	Do. - - - -				
16	Stockton-on-Tees -	Stockton Rail Mill Co. (<i>Limited</i>).	3	8		
17	Thornaby, <i>Stockton</i> -	William Whitwell & Co. -	3	3		
18	Vane and Seaham -	Earl Vane - - - -	2	0		
19	Washington - -	Washington Iron Company -	1	0		
20	Wear, <i>Washington</i> -	Bells, Hawks, and Co. -	1	0		
Total of DURHAM - -			71	39		477,834½
YORKSHIRE.						
1	Beek Holes - -	Whithy Iron Company -	2	0		
2	Cargo Fleet - -	Swan, Coates, and Company	2	2		
3	Clay Lane, <i>Eston Junc- tion.</i> -	Clay Lane Iron Company -	6	6		
4	Cleveland - -	Bolchow, Vaughan, and Company (<i>Limited</i>).	18	14§		
5	Middlesbro' - -					
6	Witton Park - -	The Lonsdale Vale Company	3	2		
7	Glaisdale, <i>Yarm.</i> -					
8	Grosmont - -	Chas. and Thos. Bagnall, jr.	2	2		
9	Newport - -	B. Samuelson and Company	4	4		
10	Normanby, <i>Middlesbro'</i> -	Jones, Dunning, and Co. -	3	2		
Carried forward -			40	32		
* Three until July ; one since. † From 12th June ; rebuilding up to that time. ‡ Two only from the 30th September. § 16 from January to June 19 ; 14 from June 19 to August 26 ; 12 from August 26 to December 31.						

* Three until July; one since.

† From 12th June; rebuilding up to that time.

‡ Two only from the 30th September.

§ 16 from January to June 19; 14 from June 19 to August 26; 12 from August 26 to December 31.

Durham iron ore record (p.60) in 1867, pub 1868

60 IRON ORE RETURNS.				
No.	District or Mine.	Character of Ore.	Quantities.	Money Value.
			Tons. cwt.	£ s. d.
STAFFORD-SHIRE, NORTH.	1 Churnet Valley and Frog-	Hydrated Oxide, calcined and uncalcined Argillaceous Carbonate	544,509 0	149,737 10 0
	2 Sundry Coal Measures		250,000 0	62,500 0 0
			794,509 0	212,237 10 0

DISTRIBUTION OF IRON ORE FROM NORTH STAFFORDSHIRE.

By CANAL—		Tons.
Calcined iron ore exported to SOUTH STAFFORDSHIRE	-	137,681
Uncalcined do. „ to ditto	-	73,507
Calcined and uncalcined exported to local places	-	14,618
RAILWAY—		
Calcined iron ore exported to places off NORTH STAFFORDSHIRE		190,430
Uncalcined ditto to ditto	-	7,156
Calcined ditto to NORTH STAFFORDSHIRE local stations	-	120,159
Uncalcined ditto to ditto	-	958
Total	-	544,509

No.	District or Mine.	Character of Ore.	Quantities.	Value.
			Tons. cwt.	£ s. d.
STAFFORD-SHIRE, SOUTH.	1 Sundry Collieries in District (estimated)	Argillaceous Carbonate	525,000 0	136,450 0 0
DERBY-SHIRE.	1 Sundry Coal Measures and Iron Stone Beds (estimated)	Argillaceous Carbonate and per oxides of iron	350,000 0	87,500 0 0
NOTHUMB-ERLAND AND DUR-HAM.	1 Weardale and Coal Measures	Spathose Ore and Argillaceous Carbonates (estimated)	115,700 0	31,770 0 0
LANCA-SHIRE.	1 Barrow-in-Furness (Ulverstone.) (See List of Mines in Appendix)	Red Hematite	667,356 0	333,678 0 0

Durham iron ore record (p.66) in 1867, pub 1868

66 DISTRIBUTION OF IRON ORES.			
DISTRIBUTION of IRON ORES conveyed over the NORTH-EASTERN RAILWAY in the Year 1867.			
From.	To.	Weight to each District.	Total Weight.
NORTHUMBERLAND, and DISTRICT of NEWCASTLE and CARLISLE RAILWAY.	NEWCASTLE DISTRICT, viz.:	Tons cwt.	Tons cwt.
	Blaydon -	739 19	
	Elswick -	23,475 12	
DARLINGTON DISTRICT -	Gateshead -	8 0	
		24,223 11	
			24,223 11
DARLINGTON DISTRICT -	DARLINGTON DISTRICT, viz.:	Tons cwt.	
	Towlaw -	71,550 0	
	Tudhoe -	3 0	
STOCKTON DISTRICT -		71,553 0	
	STOCKTON DISTRICT, viz.:	Tons cwt.	
	Stockton -	111 0	
STOCKTON DISTRICT -		111 0	
	DARLINGTON DISTRICT, viz.:	Tons cwt.	
	Darlington -	8 0	
STOCKTON DISTRICT -	Witton -	13,843 0	
		13,851 0	
	STOCKTON DISTRICT, viz.:	Tons cwt.	
CLEVELAND DISTRICT, via STOCKTON and DARLINGTON RAILWAY.	Norton -	50 0	
	Newport -	347 0	
	Middlesbro' -	91,172 0	
CLEVELAND DISTRICT, via STOCKTON and DARLINGTON RAILWAY.	Cargo Fleet -	566 0	
	Thornaby -	11 0	
	Stockton -	161 0	
CLEVELAND DISTRICT, via STOCKTON and DARLINGTON RAILWAY.		92,307 0	
			106,158 0
	NEWCASTLE DISTRICT, viz.:	Tons cwt.	
CLEVELAND DISTRICT, via STOCKTON and DARLINGTON RAILWAY.	Newcastle -	25,456 0	
	Washington -	33,351 0	
	Consett -	39,561 0	
CLEVELAND DISTRICT, via STOCKTON and DARLINGTON RAILWAY.		98,368 0	
	DARLINGTON DISTRICT, viz.:	Tons cwt.	
	Ferryhill -	2,507 0	
CLEVELAND DISTRICT, via STOCKTON and DARLINGTON RAILWAY.	Towlaw -	7,280 0	
	Witton -	102,350 0	
	Darlington -	53,939 0	
CLEVELAND DISTRICT, via STOCKTON and DARLINGTON RAILWAY.		166,076 0	
	Carried forward -	264,444 0	
			202,045 11

Durham iron ore record (p.67) in 1867, pub 1868

DISTRIBUTION OF IRON ORES.			
From.	To.	Weight to each District.	Total Weight.
	Brought forward - -	Tons cwts. 264,444 0	Tons cwts. 202,045 11
CLEVELAND DISTRICT, via STOCKTON and DAR- LINGTON RAILWAY—cont.	STOCKTON DISTRICT, viz.:		
	Tons cwts.		
	Port Clarence - -	3,275 0	
	Normanby - -	309,589 0	
	Middlesbro' - -	236,382 0	
	Cargo Fleet - -	353,226 0	
	Norton - -	25,863 0	
	Carlton - -	17,870 0	
	Stockton - -	24,687 0	
	Thornaby - -	117,738 0	
	Acklam - -	142,119 0	
	Eston - -	137,243 0	
	Newport - -	153,247 0	
		1,526,239 0	1,790,583 0
	NEWCASTLE DISTRICT, viz.:		
	Tons cwts.		
	Newcastle - -	2,536 11	
CLEVELAND DISTRICT, via NORTH YORKSHIRE and CLEVELAND RAILWAY.	DARLINGTON DISTRICT, viz.:		
	Tons cwts.		
	Ferryhill - -	177,717 10	177,717 10
	STOCKTON DISTRICT, viz.:		
	Tons cwts.		
	Norton - -	25,999 15	
	Middlesbro' - -	32,773 9	
	Stockton - -	17,396 1	
		76,169 5	
	CLEVELAND DISTRICT, viz.:		
	Tons cwts.		
	Rosedale - -	510 0	510 0
	WHITBY DISTRICT, viz.:		
	Tons cwts.		
	Beckholes - -	24,368 13	
	Glaistdale - -	64,319 1	
	Grosmont - -	11,246 5	
		99,934 1	
	LEEDS DISTRICT, viz.:		
	Tons cwts.		
	Castleford - -	149 18	149 18
	MANCHESTER DISTRICT, viz.:		
	Tons cwts.		
	Manchester - -	15 7	
			357,032 12
	Carried forward - -	- - -	2,349,761 3
			E 2

Durham iron ore record (p.68) in 1867, pub 1868

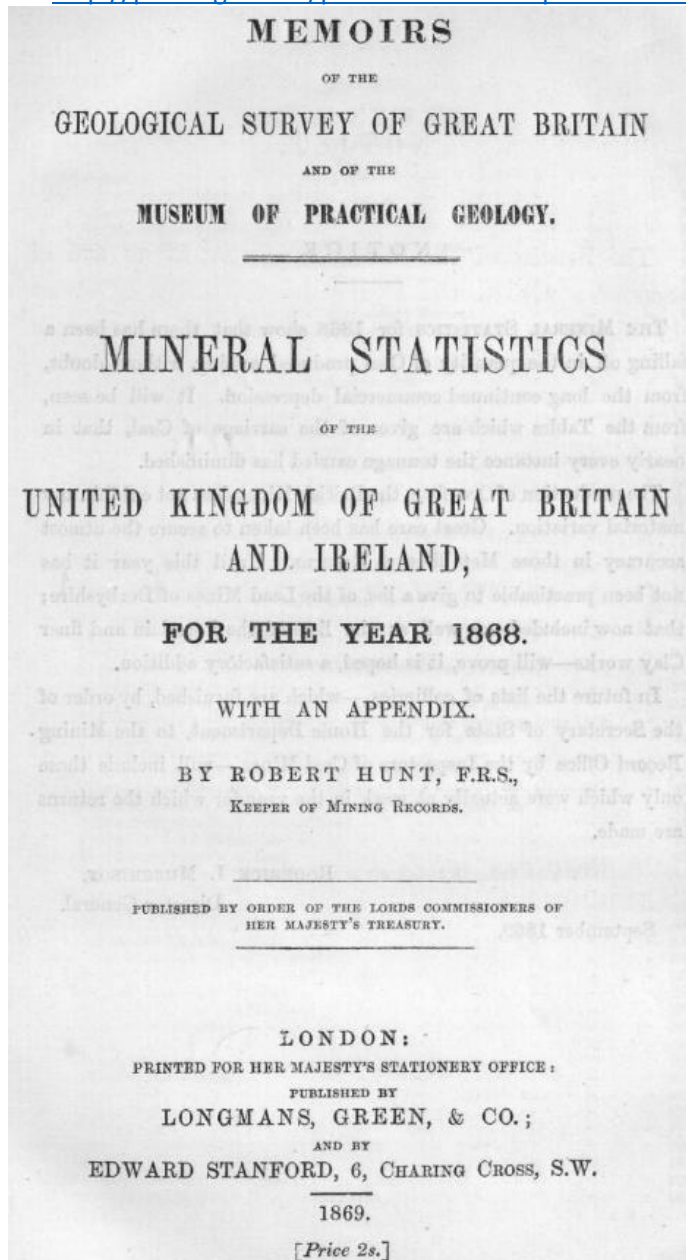
DISTRIBUTION OF IRON ORES.			
From.	To.	Weight to each District.	Total Weight.
	Brought forward - -	Tons cwts. 2,349,761 3	
ULVERSTONE ORE - -	NEWCASTLE DISTRICT, viz.:		
	Tons cwts.		
	Consett - -	163 10	
	Gateshead - -	42 18	
	Fencehouses - -	103 17	
		310 5	
	DARLINGTON DISTRICT, viz.:		
	Tons cwts.		
	Darlington - -	1,385 0	1,385 0
	STOCKTON DISTRICT, viz.:		
	Tons cwts.		
	Stockton - -	5,596 4	
	Hartlepool - -	34 9	
	West Hartlepool - -	27 8	
	Newport - -	2,248 0	
	South Stockton - -	112 0	
	Thornaby - -	14 0	
		8,032 1	
	YORK DISTRICT, viz.:		
	Tons cwts.		
	York - -	23 3	23 3
	LEEDS DISTRICT, viz.:		
	Tons cwts.		
	Castleford - -	20 12	20 12
	HULL DISTRICT, viz.:		
	Tons cwts.		
	Hull - -	15 16	15 16
			9,786 17
WHITEHAVEN ORE - -	NEWCASTLE DISTRICT, viz.:		
	Tons cwts.		
	Blaydon - -	4,999 19	
	Jarrow - -	8,273 12	
	Gateshead - -	104 0	
	Redheugh - -	15 0	
	South Shields - -	31 0	
	Consett - -	47,339 16	
		60,763 7	
	DARLINGTON DISTRICT, viz.:		
	Tons cwts.		
	Witton - -	25,118 0	
	Darlington - -	1,597 0	
		26,715 0	
	STOCKTON DISTRICT, viz.:		
	Tons cwts.		
	Stockton - -	4,469 2	
	Hartlepool - -	1,634 8	
	Thornaby - -	958 0	
	Middlesbro' - -	10,221 0	
	South Stockton - -	1,584 0	
	Newport - -	15 0	
		19,181 10	
	Carried forward - -	- - -	106,659 17
			2,359,548 0

Durham iron ore record (p.69) in 1867, pub 1868

DISTRIBUTION OF IRON ORES.				69
From.	To.	Weight to each District.	Total Weight.	
		Tons cwts.	Tons cwts.	
	Brought forward - -	106,659 17	2,359,548 0	
WHITEHAVEN ORE--cont.	YORK DISTRICT, viz.:			
	York - - -	122 0	122 0	
	LEEDS DISTRICT, viz.:			
	Castleford - -	6 8	106,788 5	
SOUTH - - -	LEEDS DISTRICT, viz.:			
	Castleford - -	169 9	169 9	
SUNDRY PLACES - -	NEWCASTLE DISTRICT, viz.:			
	Consett - -	27 0		
	DARLINGTON DISTRICT, viz.:			
	Witton - -	103 0		
	Towlaw - -	388 0		
	Darlington - -	18 0	509 0	
	STOCKTON DISTRICT, viz.:			
	Newport - -	55 0		
	Stockton - -	57 0		
	Middlesbro' - -	666 0		
	Eston - -	102 0	880 0	
SEABORNE, landed at TYNE DOCK.	DARLINGTON DISTRICT, viz.:		1,416 0	
	Ferryhill - -	1,379 14		
	STOCKTON DISTRICT, viz.:			
	Middlesbro' - -	126 2	126 2	
SOUTH DOCK - -	LANCASHIRE DISTRICT, viz.:			
	St. Helens - -	44 5	1,550 1	
	Total - - -	- - -	2,469,471 15	
TOTAL WEIGHT - - = 2,469,471 tons 15 cwts.				

Weardale Iron Mines at work in 1867, pub 1868

IRON MINES.					164
No.	Name of Mine.	Situation.	Name of Proprietor or Company.	Name of Manager or Agent.	
18	Winder - -	Whitehaven 1 Mine	S. and J. Lindow -	Jas. Kitchin.	
19	Woodend - -	Ditto 2 " 3	Bain, Blair, & Patterson	J. Musgrave.	
20	Ditto - -	Ditto " "	John Tyson - -	Jas. Barratt.	
21	Waterbleau -	Millom - 1 "			
DURHAM AND NORTHUMBERLAND.					
1	Slit Pasture - -	Weardale - -	Weardale Iron Co. -	W. H. Ware.	
2	Bowan Tree - -	Ditto - -	Ditto - -	Ditto.	
3	Heights - -	Ditto - -	Ditto - -	Ditto.	
4	West Slit - -	Ditto - -	Ditto - -	Ditto.	
5	North Grain - -	Ditto - -	Ditto - -	Ditto.	
6	Rispey - -	Ditto - -	Ditto - -	Ditto.	
7	Allergill - -	Ditto - -	Allergill Mining Co. -	J. T. Bell.	
8	Stanhope Burn -	Ditto - -	Weardale Iron Co. -	W. H. Ware.	
WALES.					
GLAMORGANSHIRE.					
1	Bute Hematite -	Llantrissant - -	Levick, Simpson, & Co.	Daniel Evans.	
2	Mwyndy - -	Ditto - -	Mwyndy Iron Ore Co.	William Ffian.	
3	Tenby - -	Tenby - -	Kilgetty Company.		
NORTH WALES.					
1	Prestatyn - -	Rhyl - -	North Wales Iron Ore Company.		
2	Cwm Mountain -	St. Asaph - -	Ditto		
3	Ditto - -	Carnarvon.			
ISLE OF MAN.					
1	Ballaajora - -	Douglas - -	The Crown - -	Suspended.	
2	Manghold Head -	Ditto - -	Ditto - -	Ditto.	
3	Manghold Dernane -	North-east coast	Private Company	R. Rowe.	
4	Manghold Marbrick -	Do. - -	Ditto	Ditto.	
IRELAND.					
1	Ballymurtagh -	Wicklow - -	The Wicklow Mining Co.	Edward Barnes.	
2	Ballycastle - -	Antrim - -	Ballycastle Iron M. Co.	E. Sheppard.	
SCOTLAND.					
1	Auchencnairn -	Castle Douglas -	Auchencnairn Hematite Company.	Joseph Henderson.	
2	Gilnochie - -	Langholm - -	Duke of Buccleuch -	Mr. Bowie.	



IRON MANUFACTURE RETURNS.						79
DETAILS of BLAST FURNACES in Blast, and of the MAKE of PIG IRON in the Year 1868.						
ENGLAND.						
No.	Names of Works.	Owners.	Furnaces built.	Furnaces in blast.	Pig Iron made.	Tons.
NORTHUMBERLAND.						
1	Bedlington - -	Bedlington Iron Company -	2	0		
2	Brinkburn - -	Brinkburn Iron Company -	2	0		
3	Haltwhistle - -	Joseph Beasley, jun. -	1	0		
4	Elswick - -	Sir W. G. Armstrong & Co. -	2	1		
5	Hareshaw - -	Hareshaw Iron Company -	3	0		
6	Lemington-on-Tyne -	Bulmer and Co. -	2	0		
7	Walker - -	Losb, Wilson, and Bell -	3	0		
8	Wallsend - -	Palmer's Shipbuilding and Iron Company (Limited) -	2	0		
9	Wylam - -	Bell Brothers -	1	0		
Total of NORTHUMBERLAND			18	1	17,495	
DURHAM.*						
1	Acklam, Middlesbro' -	Stevenson, Jaques, & Co. -	3	3		
2	Birtley, Chester-le-St. -	Birtley Iron Company -	3	0		
3	Carlton, Stockton -	S. Bastow & Co. -	2	0		
4	Bradley - -	Consett Iron Co. (Limited) -				
5	Consett, Gateshead -	Do. - - - -	17	4½		
6	Crook Hall - -	Do. - - - -				
7	Clarence - -	Bell Brothers & Co. -	8	7		
8	Felling, Gateshead -	H. L. Pattinson and Co. -	2	0		
9	Ferry Hill - -	Rosedale and Ferry Hill Iron Company (Limited) -	8	7		
10	Jarrow - -	Palmer's Shipbuilding and Iron Company (Limited) -	5	4		
11	Middleton - -	Middleton Iron Company (Limited) -	2	0		
12	Norton - -	Norton Iron Co. (Limited) -	4	1		
13	South Durham, Darlington. -	South Durham Iron Company -	3	2		
14	Towlaw - -	Weardale Iron and Coal Company (Limited) -	5	3		
15	Stockton-on-Tees -	Stockton Rail Mill Co. (Limited) -	3	1		
16	Thornaby, Stockton -	William Whitwell & Co. -	3	3		
17	Vane and Senham -	Earl Vane - - - -	2	0		
18	Washington - -	Washington Iron Company -	1	0		
19	Wear, Washington -	Bell Brothers - - - -	1	0		
Total of DURHAM -			72	35½	499,592	
YORKSHIRE.						
1	Beek Holes - -	Whitby Iron Company -	2	0		
2	Cargo Fleet - -	Swan, Coates, and Company -	2	2		
3	Clay Lane, Eston Junction. -	Clay Lane Iron Company -	6	5†		
4	Cleveland - -	Bolchow, Vaughan, and Company (Limited). -	18	12		
5	Middlesbro' - -					
6	Witton Park - -					
7	Glaidsdale, Yarmouth -	Firth and Hodgson - -	3	0		
8	Grosmont - -	Chas. and Thos. Bagnall, jr. -	2	1		
9	Newport - -	B. Samuelson and Company -	5	5‡		
10	Normanby, Middlesbro' -	Jones, Dunning, and Co. -	3	2		
Carried forward -			41	27		

* In 1866, 298,867 tons of pig iron were printed as the make of Durham, instead of 498,867.

† Three furnaces for six months only.

‡ Seven for nine months, and six for three months.

Weardale Bessemer Converters in 1868, pub 1869

92

IRON MANUFACTURE RETURNS.

LIST OF WORKS having BESSEMER CONVERTERS in GREAT BRITAIN in 1868.

No.		Number of Converters.	Capacity of Converters.
			Tons. Cwt.
1	Henry Bessemer and Co., Sheffield - - -	2 1	4 10
2	John Brown and Co., Atlas Steel and Iron, Limited, Sheffield.	2 2 2	10 5 3
3	Charles Cammell and Co., Limited, Sheffield -	6	5
4	Weardale Iron Co., Towlaw - - -	4	2½
5	Thomson and Armstrong, Normanton - - -	—	—
6	J. M. Rowan and Co., Atlas Works, Glasgow -	1	3
7	Samuel Fox and Co., Deepcar - - -	2	3
8	Lloyds, Foster, and Co., Wednesbury - - -	2	3
9	Bolton Steel Works, Bolton - - -	2	5
10	London and North Western Railway, Crewe -	2	3
11	Lancashire Steel Co., Gorton - - -	2	6*
12	Mersey Steel and Iron Works, Liverpool -	2	5*
13	Manchester Steel and Railway Plant Co., Gibraltar Works, Newton Heath, Manchester.	4	3
14	Barrow Haematite Steel Co., Barrow - - -	10	5
15	The Dowlais Iron Co., Dowlais - - -	6	5
16	Ebbw Vale Co., Ebbw Vale - - -	2	5
17	Ditto ditto - - -	1	1½
18	Bessemer Brothers, Greenwich - - -	2	5
19	Workington Iron Works, Workington - - -	—	—

BESSEMER WORKS in other COUNTRIES.†

In United States of America	- 7 works.
" France - - -	- 5 "
" Belgium - - -	- 1 "
" Prussia - - -	- 7 "
" Austria - - -	- 10 "
" Sweden - - -	- 12 "
" Russia - - -	- 1 "
" India - - -	- 1 "

* Not at work.

† On the authority of a work on Bessemer steel issued with the sanction of the Iron and Steel Association of the United States. Corroborated by Mr. Henry Bessemer.

Durham iron ore record (p.67) in 1868, pub 1869

IRON ORE RETURNS.

67

DISTRIBUTION OF NORTH STAFFORDSHIRE IRON ORE.

By CANAL—	Tons.
Calced ironstone sent to SOUTH STAFFORDSHIRE	- - 91,773
Uncalcined ditto ditto	- - 53,696
Calced and uncalcined to local places	- - 47,188
Total	- - 192,657

By RAILWAY—	Tons.
Calced iron ore to all places off NORTH STAFFORDSHIRE	- - 190,122
Uncalcined ditto ditto	- - 5,307
Calced ditto to local stations	- - 119,985
Uncalcined ditto ditto	- - 992
Total	- - 316,406

Total by Canal	- - 192,657
" Railway	- - 316,406
Total	- - 509,063

No.	District or Mine.	Character of Ore.	Quantities.	Value.
			Tons. cwt.	£ s. d.
STAFFORD-SHIRE, SOUTH.	1 Priestfield - - -	Argillaceous - -	15,565 0	4,280 0 0
	2 Withymoör - - -	Ditto - -	30,000 0	8,250 0 0
	3 Old Park - - -	Ditto - -	25,013 0	6,878 0 0
	4 Sundry Mines (estimated) -	Ditto - -	270,000 0	67,500 0 0
	Total of SOUTH STAFFORDSHIRE -		340,578 0	86,908 0 0
DERBY-SHIRE.	1 Butterley - - -	Argillaceous - -	6,512 0	1,628 0 0
	2 Clay Cross - - -	Ditto - -	41,928 0	10,232 0 0
	3 Renishaw - - -	Ditto - -	30,000 0	7,500 0 0
	4 Sundry Mines (estimated) -	Ditto - -	290,000 0	72,500 0 0
	Total of DERBYSHIRE -		368,440 0	91,860 0 0
NORTHUM-BERLAND AND DUR-HAM.	1 Weardale - - -	Spathose Ore - -	125,000 0	31,250 0 0
	2 Mines in Coal Measures -	Argillaceous Carbo-nate - -		
LANCA-SHIRE.	1 Barrow-in-Furness (Ulverstone). (See List of Mines in Appendix) -	Red Haematite -	767,625 0	383,812 10 0

E 2

Durham iron ore record (p.72) in 1868, pub 1869

72

DISTRIBUTION OF IRON ORE.

DISTRIBUTION of IRON ORE conveyed over the NORTH-EASTERN RAILWAY in the Year 1868.

From.	To.	Weight to each District.	Total Weight.
		Tons. cwt.	Tons. cwt.
NORTHUMBERLAND, and DISTRICT of NEWCASTLE and CARLISLE RAILWAY.	NEWCASTLE DISTRICT, viz.:		
	Tons. cwt.		
	Elswick - - 27,934 9		
	Gateshead - - 258 7	28,192 16	28,192 16
NEWCASTLE DISTRICT	NEWCASTLE DISTRICT, viz.:		
	Tons. cwt.		
	Gateshead - - 41 1		
	Consett - - 1,132 12	1,196 15	
	Fencehouses - - 23 2		
STOCKTON DISTRICT	STOCKTON DISTRICT, viz.:		
	Tons. cwt.		
	Hartlepool - - 60 0		
	Stockton - - 272 17	351 17	
	West Hartlepool - 19 0		
DARLINGTON DISTRICT	DARLINGTON DISTRICT, viz.:		
	Tons. cwt.		
	Darlington - - 2,788 2	2,788 2	4,336 14
STOCKTON DISTRICT	STOCKTON DISTRICT, viz.:		
	Tons. cwt.		
	Acklam - - 980 0	980 0	
STOCKTON DISTRICT	DARLINGTON DISTRICT, viz.:		
	Tons. cwt.		
	Towlaw - - 58,432 0	58,432 0	59,412 0
STOCKTON DISTRICT	STOCKTON DISTRICT, viz.:		
	Tons. cwt.		
	Newport - - 80 0		
	Middlesbro' - 79,034 0		
	Stockton - - 1,115 0		
	Norton - - 22 0	80,251 0	
STOCKTON DISTRICT	DARLINGTON DISTRICT, viz.:		
	Tons. cwt.		
	Witton - - 42,576 0	42,576 0	122,827 0
	Carried forward - - - -		214,768 10

Durham iron ore record (p.73) in 1868, pub 1869

DISTRIBUTION OF IRON ORE.

73

From.	To.	Weight to each District.	Total Weight.
		Tons. cwt.	Tons. cwt.
CLEVELAND DISTRICT, via STOCKTON and DARLINGTON RAILWAY.	Brought forward - -		214,768 10
	NEWCASTLE DISTRICT, viz.:		
	Tons. cwt.		
	Washington - 10,289 0		
	Elswick - - 18,114 0		
	Consett - - 13,781 0	42,184 0	
CLEVELAND DISTRICT, via NORTH YORKSHIRE and CLEVELAND RAILWAY.	STOCKTON DISTRICT, viz.:		
	Tons. cwt.		
	Acklam - - 159,096 0		
	Middlesbro' - 169,092 0		
	Normanby - 384,152 0		
	Cargo Fleet - 99,067 0		
	Thornaby - 129,877 0		
	Newport - 202,753 0		
	Ormsby - 130,258 0		
	Eston - 1,755 0		
	Stockton - 334,012 0		
	Norton - 15,395 0		
	Sinthorpe - 86,650 0	1,712,107 0	
CLEVELAND DISTRICT, via NORTH YORKSHIRE and CLEVELAND RAILWAY.	DARLINGTON DISTRICT, viz.:		
	Tons. cwt.		
	Darlington - 94,427 0		
	Ferryhill - 2,709 0		
	Witton - 6,304 0		
	Towlaw - 15,714 0	119,154 0	1,873,445 0
CLEVELAND DISTRICT, via NORTH YORKSHIRE and CLEVELAND RAILWAY.	STOCKTON DISTRICT, viz.:		
	Tons. cwt.		
	Norton - 42,139 3		
	Thornaby - 541 13		
	Stockton - 1,549 2		
	Eston - 19,762 7		
	Normanby - 2,275 0		
	Middlesbro' - 19,342 11		
	Cargo Fleet - 2,822 14	88,232 10	
CLEVELAND DISTRICT, via NORTH YORKSHIRE and CLEVELAND RAILWAY.	DARLINGTON DISTRICT, viz.:		
	Tons. cwt.		
	Ferryhill - 210,082 2		
	Witton Park - 1,982 6	212,064 8	
CLEVELAND DISTRICT, via NORTH YORKSHIRE and CLEVELAND RAILWAY.	CLEVELAND DISTRICT, viz.:		
	Tons. cwt.		
	Rosedale - 470 0	470 0	
	Carried forward - - - -	300,766 18	2,088,213 10

Durham iron ore record (p.74) in 1868, pub 1869

74 DISTRIBUTION OF IRON ORE.			
From.	To.	Weight to each District.	Total Weight.
	Brought forward -	Tons. cwt. 300,766 18	Tons. cwt. 2,088,213 10
CLEVELAND DISTRICT, via NORTH YORKSHIRE and CLEVELAND RAILWAY—cont.	WHITBY DISTRICT, viz.:		
	Tons. cwt.		
	Glaisdale -	1,709 2	
	Grosmont -	7,397 3	
	Goathland -	2,700 0	11,806 5
			312,573 3
ULVERSTONH ORE -	NEWCASTLE DISTRICT, viz.:		
	Tons. cwt.		
	Fencehouses -	398 17	
	South Shields -	56 14	
	Consett -	5,668 14	
	Gateshead -	169 8	
	Redheugh -	100 8	
	Sunderland -	98 17	6,432 18
	STOCKTON DISTRICT, viz.:		
	Tons. cwt.		
	Hartlepool -	313 13	
	North Yorkshire -	447 0	
	West Hartlepool -	112 11	
	Middlesbro' -	11,340 0	
	Stockton -	3,097 15	
	South Stockton -	997 0	
	Thornaby -	3,584 0	
	Newport -	867 0	
	Cargo Fleet -	153 0	20,911 19
DARLINGTON DISTRICT, viz.:	Tons. cwt.		
	Witton -	8,888 0	
	Darlington -	665 0	9,553 0
HULL DISTRICT, viz.:	Tons. cwt.		
	Hull -	45 11	45 11
WHITEHAVEN ORE -	NEWCASTLE DISTRICT, viz.:		
	Tons. cwt.		
	Jarrow -	6,530 3	
	Fencehouses -	13 0	
	Gateshead -	258 6	
	South Shields -	2,052 14	
	Newcastle -	4 0	
	Sunderland -	14 0	
	Tyne Dock -	18 2	
	Consett -	70,226 8	79,116 13
	Carried forward -	79,116 13	2,437,730 1

Durham iron ore record (p.75) in 1868, pub 1869

75 DISTRIBUTION OF IRON ORE.			
From.	To.	Weight to each District.	Total Weight.
	Brought forward -	Tons. cwt. 79,116 13	Tons. cwt. 2,437,730 1
WHITEHAVEN ORE—cont.	STOCKTON DISTRICT, viz.:		
	Tons. cwt.		
	Hartlepool -	2,144 6	
	Stockton -	1,859 10	
	Thornaby -	1,001 0	
	Middlesbro' -	6,779 0	
	South Stockton -	2,114 0	
	Newport -	65 0	
	Cargo Fleet -	18 0	
	West Hartlepool -	16 5	13,997 1
DARLINGTON DISTRICT, viz.:	Tons. cwt.		
	Witton -	55,073 0	
	Darlington -	2,359 0	57,432 0
YORK DISTRICT, viz.:	Tons. cwt.		
	York -	128 0	128 0
SOUTH -	YORK DISTRICT, viz.:		
	Tons. cwt.		
	York -	12 0	12 0
STOCKTON DISTRICT, viz.:	Tons. cwt.		
	Norton -	566 12	566 12
			578 12
SUNDY PLACES -	NEWCASTLE DISTRICT, viz.:		
	Tons. cwt.		
	Consett -	13 0	
	Newcastle -	50 0	63 0
	STOCKTON DISTRICT, viz.:		
	Tons. cwt.		
	Norton -	106 15	
	Newport -	22 0	
	Stockton -	491 0	
	Cargo Fleet -	29 0	648 15
	Carried forward -	711 15	2,588,982 7

Durham iron ore record (p.76) in 1868, pub 1869

76

DISTRIBUTION OF IRON ORE.

From.	To.	Weight to each District.	Total Weight.
		Tons. cwt.	Tons. cwt.
	Brought forward - -	711 15	2,588,982 7
SUNDRY PLACES—cont. -	DARLINGTON DISTRICT, viz.:		
	Tons. cwt.		
	Towlaw - -	3 0	
	Witton - -	98 0	
	Darlington - -	8 0	
		109 0	820 15
SEABORNE, landed at TYNE DOCK.	DARLINGTON DISTRICT, viz.:		
	Ferryhill - -	1,908 8	
		1,908 8	1,908 8
			2,591,711 10

TOTAL WEIGHT = - - 2,591,711 tons 10 cwt.

Weardale Iron Mines at work in 1868, pub 1869

164

IRON MINES.

No.	Name of Mine.	Situation.	Name of Proprietor or Company.	Name of Manager or Agent.
10	Port Mulgrave or Rosedale on Const.	Near Hinderwell via Whitby.	C. M. Palmer and Co.	P. A. Berkley.
11	Rosedale Abbey	Pickering - -	Leeman and Co.	Joseph J. Forster.
12	Grosmont - -	Grosmont (York) -	Chas. and Thomas Bagnall.	Josh. Greenhough.
13	Eskdale - -	Whitby - -	Eskdale Iron Co. -	M. Snowden.
14	Kildale - -	Kirkdale - -	Watson and Co. -	Thos. Watson.
15	Brotton - -	Saltburn - -	Messrs. Morrison's of Newcastle.	William Hall.
16	California - -	Grosmont - -	Birtley Iron Co. -	Geo. Waddington.
17	Belmont - -	Gisborough - -	Weardale Coal and Iron Co.	Thomas Allison.
18	So. Belmont - -	Ditto - -	H. K. Spark and Company.	Mr. Dixon.
19	Swainby - -	Stokesley - -	Stockton Rail Mill Co.	J. Hall.
20	Levisham - -	Pickering - -	W. Walker - -	Thos. Watson.
21	Fryup Mines - -	Danby - -	H. K. Spark - -	Josh. Haswell.
22	Commendale - -	Castleton - -	Cleveland Iron Ore Co.	Thos. Watson.
23	Lonsdale - -	Kirkdale - -	Lonsdale Iron Co.	Wm.

LANCASHIRE.

1	Askham - -	Dalton - -	Kennedy Brothers -	Rob. Kendall.
2	Bolton Heads - -	Ulverstone - -	Messrs. Brogden & Co.	J. Cook.
3	Carr Kettle - -	Dalton - -	Joseph Rawlinson -	Ditto.
4	Crossgates - -	Ditto - -	Ditto - -	Ditto.
5	Dalton Mine - -	Ditto - -	Denney Bros. & Co.	M. J. Denney.
6	Ditto - -	Ditto - -	John Clegg - -	John Clegg.
7	Kure Pits - -	Ditto - -	Messrs. Brogden & Co.	J. Cook.
8	Kilscables - -	Ditto - -	Geo. B. Ashburner -	John Ashburner.
9	Gillbrow - -	Ulverstone - -	Harrison, Ainslie, & Co.	Rob. Kendall.
10	Lindal Cote - -	Ditto - -	Messrs. Brogden & Co.	J. Cook.
11	Longlands - -	Dalton - -	Duke of Buccleuch -	Edwd. Wadham.
12	Lindal Moor - -	Ulverstone - -	Harrison, Ainslie, & Co.	Robert Kendall.
13	Ditto - -	Ditto - -	Joseph Rawlinson -	John Parker.
14	Monsell - -	Dalton - -	Barrow Haematite Steel Company.	Richd. Hosking.
15	Newton - -	Ditto - -	Ditto - -	Ditto.
16	Park - -	Ditto - -	Ditto - -	Ditto.
17	Old Hills - -	Ulverstone - -	Ditto - -	Ditto.
18	Parkhouse - -	Dalton - -	Messrs. Bolton & Storey	Wm. Bolton.
19	Roanhead - -	Ditto - -	Kennedy Brothers -	Myles Kennedy.
20	Stainton - -	Ditto - -	Messrs. Brogden -	John Postlethwaite.
21	Whitriggs - -	Ulverstone - -	Harrison, Ainslie, & Co.	J. Cook.
22	Ditto - -	Ditto - -	Barrow Haematite Steel Company.	Richd. Hosking.

CUMBERLAND.

1	Agnes Pit and Yeat-house.	Whitehaven, 2 Mines	Fletcher, Miller, & Co.	John Irvine.
2	Arleedon - -	Ditto 1 "	Arleedon Mining Co. -	Charles Lockart.
3	Birks - -	Ditto 2 "	Prizington Iron Ore Co.	Joseph Pearson.
4	Biggiss and Woodend	Ditto 4 "	S. and J. Lindow -	Jas. Kitchen.
5	Ditto - -	Ditto 1 "	Wilson, Peile, and Co.	Jno. Thompson.
6	Cleator - -	Ditto 5 "	Cleator Iron Ore Co. -	A. Bell.
7	Crossfield - -	Ditto 4 "	John Sterling - -	W. Miller.
8	Ditto - -	Ditto 2 "	Crossfield Iron Ore Co.	John Davidson.
9	Crowgarth - -	Ditto 1 "	Plymouth Forge Co. -	James Davidson.
10	Eskett and Frizington	Ditto 3 "	Eskett Iron Ore Co. -	John Burns.
11	Eskett Park - -	Ditto 3 "	Salter and Eskett Park Co.	Francis Mawson.
12	Ditto - -	Ditto " "	S. W. Smith - -	Edwd. Roe.
13	Frizington - -	Ditto 4 "	Barratt, Caine, & Co. -	Jas. Barratt.
14	Hodbarrow - -	Holborn Hill 4 "	John Sterling - -	John Jenkins.
15	Knockmorton - -	Whitehaven 1 "	R. Hannay & Co. -	J. Woolcock.
16	Lamplugh - -	Ditto 1 "	Mowbray Mining Co.	A. Russell.
17	Mowbray - -	Ditto 7 "	Fisher, Dees, Fletcher, and Musgrave.	Moses Mawson.
18	Parkside - -	Ditto 7 "	S. and J. Lindow -	Jas. Kitchen.
19	Winder - -	Whitehaven 1 Mine	Bain, Blair, & Patterson	J. Musgrave.
20	Woodend - -	Ditto 2 " ?	John Tyson - -	Jas. Barratt.
21	Ditto - -	Ditto " " ?		
22	Waterblean - -	Millem - 1 -		

DURHAM AND NORTHUMBERLAND.

1	Silt Pasture - -	Weardale - -	Weardale Iron Co. -	W. H. Ware.
2	Rowan Tree - -	Ditto - -	Ditto - -	Ditto.
3	Heights - -	Ditto - -	Ditto - -	Ditto.
4	West Silt - -	Ditto - -	Ditto - -	Ditto.
5	North Grain - -	Ditto - -	Ditto - -	Ditto.
6	Rispey - -	Ditto - -	Ditto - -	Ditto.
7	Allergill - -	Ditto - -	Allergill Mining Co. -	J. T. Bell.
8	Stanhope Burn - -	Ditto - -	Weardale Iron Co. -	W. H. Ware.

MEMOIRS	
OF THE	
GEOLOGICAL SURVEY OF GREAT BRITAIN	
AND OF THE	
MUSEUM OF PRACTICAL GEOLOGY.	
MINERAL STATISTICS	
OF THE	
UNITED KINGDOM OF GREAT BRITAIN	
AND IRELAND,	
FOR THE YEAR 1869.	
WITH AN APPENDIX.	
BY ROBERT HUNT, F.R.S.	
KEEPER OF MINING RECORDS.	
PUBLISHED BY ORDER OF THE LORDS COMMISSIONERS OF HER MAJESTY'S TREASURY.	
LONDON:	
PRINTED FOR HER MAJESTY'S STATIONERY OFFICE:	
PUBLISHED BY	
LONGMANS, GREEN, & CO.;	
AND BY	
EDWARD STANFORD, 6, CHARING CROSS, S.W.	
1870.	
[Price 2s.]	

Weardale blast furnaces in 1869, pub 1870

78		IRON MANUFACTURE RETURNS.			
DETAILS of BLAST FURNACES in Blast, and of the MAKE of PIG IRON in the Year 1869.					
ENGLAND.					
No.	Names of Works.	Owners.	Furnaces built.	Furnaces in blast.	Pig Iron made. Tons.
NORTHUMBERLAND.					
1	Bedlington - -	Bedlington Iron Company -	2	0	
2	Brinkburn - -	Brinkburn Iron Company -	2	0	
3	Haltwhistle - -	Joseph Beasley, jun. -	1	0	
4	Elswick - -	Sir W. G. Armstrong & Co. -	2	1	
5	Haleshaw - -	Haleshaw Iron Company -	3	0	
6	Lemington-on-Tyne -	Bulmer and Co. -	2	0	
7	Walker - -	Losh, Wilson, and Bell -	3	0	
8	Wallsend - -	Palmer's Shipbuilding and Iron Company (Limited) }	2	0	
9	Wylam - -	Bell Brothers -	1	0	
Total of NORTHUMBERLAND			18	1	15,942
DURHAM.					
1	Acklam, <i>Middlesbro'</i> -	Stevenson, Jaques, & Co. -	4	4	
2	Birtley, <i>Chester-le-St.</i> -	Birtley Iron Company -	3	0	
3	Carlton, <i>Stockton</i> - -	S. Bastow & Co. -	2	0	
4	Bradley - -	Consett Iron Co. (Limited) }	17	5	
5	Consett, <i>Gateshead</i> -	Do. - -			
6	Crook Hall - -	Do. - -			
7	Clarence - -	Bell Brothers & Co. -	8	8	
8	Felling, <i>Gateshead</i> -	H. L. Pattinson and Co. -	2	0	
9	Ferry Hill - -	Rosedale and Ferry Hill Iron Company (Limited). -	8	8	
10	Jarrow - -	Palmer's Shipbuilding and Iron Company (Limited). -	5	4	
11	Middleton - -	Middleton Iron Company (Limited). -	2	0	
12	Norton - -	Norton Iron Co. (Limited) -	4	2	
13	South Durham, <i>Dar-</i> <i>lington.</i> - -	South Durham Iron Company -	3	2	
14	Towlaw - -	Weardale Iron and Coal Company (Limited). -	5	3	
15	Stockton-on-Tees -	Stockton Rail Mill Co. (Limited). -	3	1	
16	Thornaby, <i>Stockton</i> -	William Whitwell & Co. -	3	3	
17	Vane and Seaham -	Earl Vane - -	2	0	
18	Washington - -	Washington Iron Company -	1	0	
19	Wear, <i>Washington</i> -	Bell Brothers -	1	0	
Total of DURHAM -			73	40	658,506
YORKSHIRE,					
NORTH RIDING					
OR					
CLEVELAND					
DISTRICT.					
1	Beck Holes - -	Whitby Iron Company -	2	0	
2	Cargo Fleet - -	Swan, Coates, and Company -	2	2	
3	Clay Lane, <i>Eston Junction.</i> -	Clay Lane Iron Company -	6	6	
4	Cleveland - -	Bolchow, Vaughan, and Company (Limited). }	18	12	
5	Middlesbro' - -				
6	Witton Park - -	Firth and Hodgson - -	3	0	
7	Glaiddale, <i>Yarmouth</i> -	Chas. and Thos. Bagnall, jr. -	2	2*	
8	Grosmont - -	B. Samuelson and Company -	5	5	
9	Newport - -	Jones, Dunning, and Co. -	3	2	
10	Normanby, <i>Middlesbro'</i> -				
Carried forward -			41	29	
* One out for three months.					

Weardale Bessemer Converters in 1869, pub 1870

IRON MANUFACTURE RETURNS.

91

LIST OF WORKS hving BESSEMER CONVERTERS in GREAT BRITAIN in 1869.

No.		Number of Converters.	Capacity of Converters.	
			Tons.	Cwt.
1	Henry Bessemer and Co., Sheffield - - -	{ 2 1	4	10
2	John Brown and Co., Limited, Sheffield - -	{ 2 2 2	10 5 3	—
3	Charles Cammell and Co., Limited, Sheffield -	6	5	—
4	Weardale Iron Co., Towlaw - - -	4	2½	—
5	J. M. Rowan and Co., Atlas Works, Glasgow -	1	3	—
6	Samuel Fox and Co., Deepcar - - -	2	3	—
7	Lloyds, Foster, and Co., Old Park, Wednesbury	2	3	—
8	Bolton Iron and Steel Works, Bolton - - -	4	5	—
9	London and North Western Railway, Crewe -	2	3	—
10	Lancashire Steel Co., Gorton - - -	2	6	—
11	Mersey Steel and Iron Works, Liverpool - -	2	5	—
12	Manchester Steel and Railway Plant Co., Gibraltar Works, Newton Heath, Manchester - - -	{ 4 —	3	—
13	Barrow Hæmatite Steel Co., Barrow - - -	{ 6 4	6 5½	—
14	The Dowlais Iron Co., Dowlais - - -	6	5	—
15	Ebbw Vale Co., Ebbw Vale - - -	2	5	—
16	Ditto ditto - - -	1	1½	—
17	Bessemer and Sons, Greenwich - - -	2	5	—
18	Workington Iron Works, Workington - - -	—	—	—

BESSEMER WORKS in other COUNTRIES, 1868.*

In United States of America	- 7 works.
" France - - -	- 5 "
" Belgium - - -	- 1 "
" Prussia - - -	- 7 "
" Austria - - -	- 10 "
" Sweden - - -	- 12 "
" Russia - - -	- 1 "
" India - - -	- 1 "

* On the authority of a work on Bessemer steel issued with the sanction of the Iron and Steel Association of the United States. Corroborated by Mr. Henry Bessemer.

Durham iron ore record (p.69) in 1869, pub 1870

IRON ORE RETURNS.

69

No.	District or Mine.	Character of Ore.	Quantities.		Value.		
			Tons.	cwts.	£	s.	d.
YORKSHIRE. NORTH RIDING -OR- CLEVELAND DISTRICT.	1	Eston and Upsal - - -	Argillaceous Carbonate	761,594	0	190,398	10 0
	2	Upleatham - - -	Ditto - - -	573,655	17	143,413	15 0
	3	Ditto (<i>Hob Hill</i>) - - -	Ditto - - -	319,115	3	79,778	15 0
	4	Lofthouse - - -	Ditto - - -	263,544	13	65,886	0 0
	5	Normanby - - -	Ditto - - -	499,915	0	124,978	15 0
	6	Margrave Park - - -	Ditto - - -				
	7	Cliff Mine - - -	Ditto - - -				
	8	Skelton - - -	Ditto - - -	140,000	0	35,000	0 0
	9	Port Mulgrave - - -	Ditto - - -				
	10	Belmont - - -	Ditto - - -				
	11	Spa Wood - - -	Ditto - - -	170,945	0	42,736	5 0
	12	Belmont, South - - -	Ditto - - -	Nil.	—	—	—
	13	Glaisdale (<i>Yarm</i>) - - -	Ditto - - -	—	—	—	—
	14	Grosfont - - -	Ditto - - -	85,355	15	21,338	15 0
	15	Eskdale - - -	Ditto - - -	10,957	0	2,739	5 0
	16	Rosedale* - - -	Magnetic - - -	269,595	11	67,398	15 0
Total of CLEVELAND			3,094,677	19	773,668	15 0	
WEST RIDING.	1	Low Moor - - -	Argillaceous Carbonate	65,905	0†	16,476	5 0
	2	Farnley - - -	Ditto - - -	10,000	0	2,500	0 0
	3	Sundry Mines - - -	Ditto - - -	155,000	0	38,750	0 0
	Total of WEST RIDING		—	230,905	0	57,726	5 0
	Total of NORTH RIDING		—	3,094,677	19	773,668	15 0
	Total of YORKSHIRE		—	3,325,582	19	831,395	0 0
NORTHUMBERLAND AND DURHAM.	1	Sundry Coal Mines - - -	Argillaceous - - -	129,500	0	32,375	0 0
	2	Weardale - - -	Spathose Ore - - -	30,000	0	7,500	0 0
	Total of NORTHUMBERLAND and DURHAM		—	159,500	0	39,875	0 0

* See North Eastern Railway Return (Ferryhill).

† Raw Stone.

Durham iron ore record (p.70) in 1869, pub 1870

70

IRON ORE RETURNS.

STATEMENT of IRON ORE conveyed over the NORTH-EASTERN
RAILWAY in the Year 1869.

From.	To.	Weight to each District.	Total Weight.
NORTHUMBERLAND, and DISTRICT of NEWCASTLE and CARLISLE RAILWAY.	NEWCASTLE DISTRICT, viz.:		
	Tons. cwts.	Tons. cwts.	Tons. cwts.
	Elswick -	2,185 15	
	Gateshead -	25,136 14	
	Sunderland -	185 18	
	Sunderland -	24 0	
	Blaydon -	7 0	
		27,539 7	
	STOCKTON DISTRICT, viz.:		
	Middlesbro' -	1,615 0	
NEWCASTLE DISTRICT	DARLINGTON DISTRICT, viz.:		
	Tons. cwts.		
	Etherley -	3,273 0	
	Darlington -	351 0	
	Ferryhill -	5 0	
		3,629 0	
	NEWCASTLE DISTRICT, viz.:		
	Tons. cwts.		
	Sunderland -	212 3	
	Benfieldside -	499 15	
DARLINGTON DISTRICT	Fencehouses -	48 2	
		760 0	
	STOCKTON DISTRICT, viz.:		
	Tons. cwts.		
	Stockton -	1,346 8	
	West Hartlepool -	10 0	
		1,356 8	
	DARLINGTON DISTRICT, viz.:		
	Tons. cwts.		
	Darlington -	4,737 4	
	Bishop Auckland -	43 2	
		4,780 6	
	STOCKTON DISTRICT, viz.:		
	Tons. cwts.		
	Middlesbro' -	951 0	
	Stockton -	725 0	
	North Stockton -	658 0	
	Norton -	715 0	
		5,049 0	
	DARLINGTON DISTRICT, viz.:		
	Tons. cwts.		
	Etherley -	10,461 0	
	Fighting Cocks -	9,391 0	
	Towlaw -	85,181 0	
		105,033 0	
			108,082 0
	Carried forward -	- - -	147,762 1

Durham iron ore record (p.71) in 1869, pub 1870

IRON ORE RETURNS.				71
From.	To.	Weight to each District.	Total Weight.	
	Brought forward - -	Tons. cwts. - -	Tons. cwts. 147,762 1	
STOCKTON DISTRICT -	STOCKTON DISTRICT, viz.:			
	Tons. cwts.			
	Middlesbro' - 74,132 0			
	Stockton - 324 0	74,456 0		
	DARLINGTON DISTRICT, viz.:			
	Tons. cwts.			
	Etherley - 28,776 0	28,776 0		
	WHITBY DISTRICT, viz.:			
	Tons. cwts.			
	Glaisdale - 10 0	10 0		
			103,242 0	
CLEVELAND DISTRICT, via STOCKTON and DARLINGTON RAILWAY.	STOCKTON DISTRICT, viz.:			
	Tons. cwts.			
	Middlesbro' - 644,836 0			
	Stockton - 118,747 0			
	North Stockton - 5,707 0			
	Norton - 35,564 0			
	Newport - 236,009 0			
	Cargo Fleet - 452,020 0			
	Ormseby - 1,327 0			
	Eston - 190,250 0			
	Port Clarence - 2,394 0			
	Normanby Jetty 278,580 0	1,965,484 0		
	NEWCASTLE DISTRICT, viz.:			
	Tons. cwts.			
	Consett - 50,043 0			
	Elswick - 14,521 0			
	Washington - 30,973 0	95,537 0		
	DARLINGTON DISTRICT, viz.:			
	Tons. cwts.			
	Etherley - 10,497 0			
	Darlington - 100,093 0			
	Ferryhill - 27,033 0			
	Fighting Cocks - 66,034 0			
	Towlaw - 3,461 0	207,138 0		
	WHITBY DISTRICT, viz.:			
	Tons. cwts.			
	Glaisdale - 3,671 0	3,671 0		
			2,271,780 0	
	Carried forward - -	- - -	2,522,784 1	

Durham iron ore record (p.72) in 1869, pub 1870

72		IRON ORE RETURNS.			
From.	To.	Weight to each District.	Total Weight.		
	Brought forward -	-	-	Tons. cwt.	Tons. cwt.
					2,522,784 1
CLEVELAND DISTRICT, via NORTH YORKSHIRE and CLEVELAND RAILWAY.	STOCKTON DISTRICT, viz.:				
	Middlesbro' -	4,291 5			
	South Stockton -	1,711 15			
	Norton -	51,899 3			
	Cargo Fleet -	10,901 0	68,803 3		
	DARLINGTON DISTRICT, viz.:				
	Ferryhill -	269,595 11	269,595 11		
	CLEVELAND DISTRICT, viz.:				
	Rosedale Beh -	540 0	540 0		
	WHITBY DISTRICT, viz.:				
	Glaisdale -	29,970 4			
	Grosmont -	4,087 0	34,057 4		
ULVERSTONE ORE -	NEWCASTLE DISTRICT, viz.:				372,995 18
	Benfieldside -	2,931 4			
	Bishop Auckland -	673 6			
	Fencehouses -	44 10			
	Gateshead -	1,546 1			
	Sunderland -	263 1			
	Redheugh -	260 13	5,718 15		
	STOCKTON DISTRICT, viz.:				
	Middlesbro' -	496 0			
	Stockton -	8,903 6			
	Cargo Fleet -	70 0			
	Newport -	271 0			
	North Yorkshire -	16 1			
	Hartlepool -	194 11			
	West Hartlepool -	653 8	10,604 6		
	DARLINGTON DISTRICT, viz.:				
	Etherley -	19,655 0			
	Darlington -	2,505 0	22,160 0		
	HULL DISTRICT, viz.:				
	Hull -	76 13			
	Sculcoates -	19 14	96 7		
					38,579 8
	Carried forward -	-	-		2,934,359 7

Durham iron ore record (p.73) in 1869, pub 1870

73		IRON ORE RETURNS.			
From.	To.	Weight to each District.	Total Weight.		
	Brought forward -	-	-	Tons. cwt.	Tons. cwt.
					2,934,359 7
WHITEHAVEN ORE -	NEWCASTLE DISTRICT, viz.:				
	Benfieldside -	49,206 16			
	Gateshead -	309 15			
	South Shields -	6,831 17			
	Fencehouses -	93 12			
	Sunderland -	67 1	56,509 1		
	STOCKTON DISTRICT, viz.:				
	Middlesbro' -	24,625 0			
	Stockton -	6,839 17			
	Cargo Fleet -	542 0			
	Hartlepool -	782 15			
	West Hartlepool -	182 17	32,972 9		
	DARLINGTON DISTRICT, viz.:				
	Etherley -	41,934 0			
	Darlington -	7,032 0			
	Fighting Cocks -	47 0			
	Wolsingham -	9 0	49,022 0		
	YORK DISTRICT, viz.:				
	York -	76 15	76 15		
SEABORNE landed at TYNE Dock.	DARLINGTON DISTRICT, viz.:				138,580 5
	Ferryhill -	347 16	347 16		
SOUTH -	NEWCASTLE DISTRICT, viz.:				
	Birtley -	10 14	10 14		
	STOCKTON DISTRICT, viz.:				
	Stockton -	609 8	609 8		
	DARLINGTON DISTRICT, viz.:				
	Darlington -	323 7	323 7		
					943 9
	Carried forward -	-	-		3,074,230 17

Durham iron ore record (p.74) in 1869, pub 1870

74

IRON ORE RETURNS.

From.	To.	Weight to each District.	Total Weight.
		Tons. cwt.	Tons. cwt.
	Brought forward - -	- -	3,074,230 17
SUNDY PLACES - -	STOCKTON DISTRICT, viz.:		
	Middlesbro' -	1,152 0	
	Stockton -	95 0	
	Cargo Fleet -	17 0	
	Newport -	12 0	
		1,276 0	
	DARLINGTON DISTRICT, viz.:		
	Etherley -	63 0	
	Darlington -	32 0	
	Towlaw -	4 0	
		99 0	
			1,375 0
			3,075,605 17

TOTAL WEIGHT - - = 3,075,605 tons 17 cwt.

WALES.

	District or Mine.	Character of Ore.	Quantities.	Money Value.
			Tons. cwt.	£ s. d.
NORTH WALES.	Brymbo - -	Argillaceous Carbonate	18,431 0	5,068 10 0
	Ffrwd; New British Iron Works and other Collieries (estimated) - -	Ditto - -	15,000 0	5,342 0 0
	Vale of Clwyd from Prestatyn - -	Brown Hematite -	62 0	18 12 0
		Total of NORTH WALES - }	33,493 0	10,429 2 0
SOUTH WALES.	Bute Hematite - -	Brown Hematite -	17,622 0	6,167 14 0
	Mwyndy - -	Ditto - -	65,349 0	22,900 3 0
	Dowlais - -	Argillaceous Carbonate	180,000 0	62,500 0 0
	Amman - -	Ditto* - -	10,000 0	3,500 0 0
	Hirwain - -	Ditto* - -	28,000 0	9,800 0 0
	Aberdare - -	Ditto - -	23,987 0	6,582 13 6
	Ystalyfera - -	Ditto - -	40,193 0	11,053 1 6
	Plymouth - -			
	Victoria, Ebbw Vale, Sirhowy, Abersychan, and Pontypool - -	Sundries, Estimated -	166,010 0	58,103 10 0
	MONMOUTHSHIRE - -		183,990 0	122,500 0 0
	Total of SOUTH WALES and MONMOUTHSHIRE		715,001 0	308,107 2 0

* Estimated.

Weardale Iron Mines at work in 1869, pub 1870

IRON MINES.

189

No.	Name of Mine.	Situation.	Name of Proprietor or Company.	Name of Manager or Agent.
-----	---------------	------------	--------------------------------	---------------------------

DURHAM AND NORTHUMBERLAND.

1	Silt Pasture - -	Weardale - -	Weardale Iron Co. -	W. H. Ware.
2	Rowan Tree - -	Ditto - -	Ditto - -	Ditto.
3	Heights - -	Ditto - -	Ditto - -	Ditto.
4	West Silt - -	Ditto - -	Ditto - -	Ditto.
5	North Grain - -	Ditto - -	Ditto - -	Ditto.
6	Rispey - -	Ditto - -	Ditto - -	Ditto.
7	Allergill - -	Ditto - -	Allergill Mining Co. -	J. T. Bell.
8	Stanhope Burn - -	Ditto - -	Weardale Iron Co. -	W. H. Ware.

WALES.

GLAMORGANSHIRE.

1	Bute Hematite -	Llantrissant -	Potherrell Rowland -	Daniel Evans.
2	Mwyndy -	Ditto -	Mwyndy Iron Ore Co. (Limited).	William Vivian.
3	Tenby -	Tenby -	Kilgetty Company.	—
4	Llwyn Saer -	Llantrissant.	—	—

NORTH WALES.

1	Prestatyn -	Rhyl -	North Wales Iron Ore Company.	—
2	Cwm Mountain -	St. Asaph -	Ditto	—

ISLE OF MAN.

1	Ballaajora -	Douglas -	The Crown -	—
2	Manghold Head -	Ditto -	Ditto -	—
3	Manghold Dernane -	North-east coast -	Rowe & Beckwith -	R. Rowe.

IRELAND.

1	Ballymurtagh -	Wicklow -	The Wicklow Mining Co.	Edward Barnes.
2	Ballycastle -	Antrim -	Ballycastle Iron M. Co.	E. Sheppard.
3	Larne -	Carriekfergus -	Antrim Iron Ore Co. -	Silas Eeans, Secretary.
4	Glenarne -	Ditto -	Ditto -	Ditto.
5	Carnlough -	Ditto -	Ditto -	Ditto.
6	Red Bay or Glengariff -	Ditto -	Ditto -	Ditto.

SCOTLAND.

1	Auchencairn -	Castle Douglas -	Auchencairn Hematite Company.	Joseph Henderson.
2	Gilnochie -	Langholm -	Duke of Buccleuch -	Mr. Bowie.